

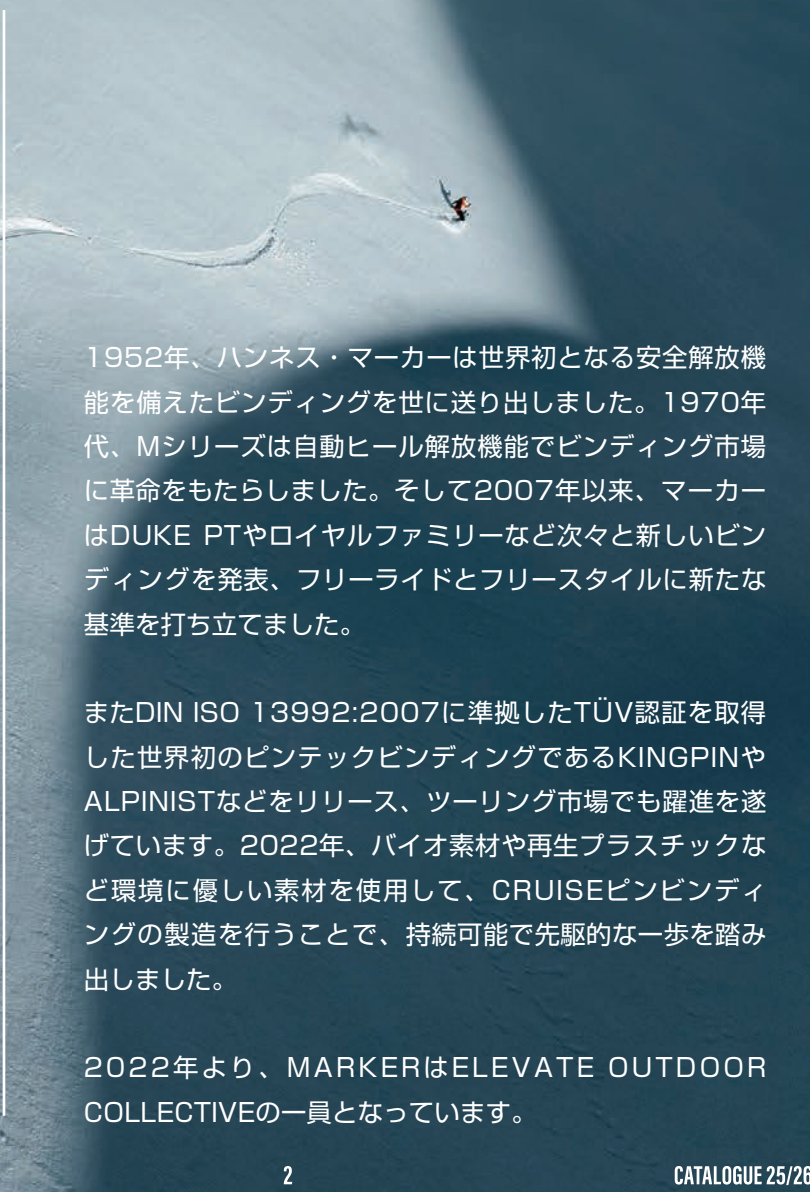
**MARKER**



**25/26**

COLLECTION

# For over seven decades MARKER has stood for Innovation and safety in skiing.



1952年、ハネス・マーカーは世界初となる安全解放機能を備えたビンディングを世に送り出しました。1970年代、Mシリーズは自動ヒール解放機能でビンディング市場に革命をもたらしました。そして2007年以来、マーカーはDUKE PTやロイヤルファミリーなど次々と新しいビンディングを発表、フリーライドとフリースタイルに新たな基準を打ち立てました。

またDIN ISO 13992:2007に準拠したTÜV認証を取得した世界初のピンテックビンディングであるKINGPINやALPINISTなどをリリース、ツーリング市場でも躍進を遂げています。2022年、バイオ素材や再生プラスチックなど環境に優しい素材を使用して、CRUISEピンビンディングの製造を行うことで、持続可能で先駆的な一歩を踏み出しました。

2022年より、MARKERはELEVATE OUTDOOR COLLECTIVEの一員となっています。

# Content

2	<b>ABOUT MARKER</b> INNOVATIONS AND SAFETY IN SKIING
3	<b>CONTENT</b>
4	<b>SUSTAINABILITY</b> LIVING FOR WINTER SPORTS
6	<b>COLLECTION OVERVIEW</b>
7	<b>RACE</b> COMP 30 / COMP 20 COMP 16 / COMP 12 COMP 10 TCX / COMP 10 COMP JR 8 RACE PLATES
12	<b>FREERIDE</b> DUKE PT 16 DUKE PT 13 / DUKE PT 11 JESTER X 16 MWERKS JESTER 18 PRO JESTER 16 GRIFFON X 13 MWERKS GRIFFON 13 SQUIRE 11 / SQUIRE 10
18	<b>PERFECT MATCH BINDINGS</b> GRIFFON 13

20	<b>TOURING</b> ALPINIST FREE 13 / ALPINIST FREE 11 ALPINIST 12 / ALPINIST 10 ALPINIST 8 / ALPINIST 12 LONG TRAVEL ALPINIST 10 LONG TRAVEL KINGPIN MWERKS 12 KINGPIN 13 / KINGPIN 10 CRUISE 12 / CRUISE 10 F12 TOUR EPF F10 TOUR / F5 JR TOUR
27	<b>ALL MOUNTAIN</b> COMP 16 GW / COMP 12 GW 12.0 TPX / 11.0 TP / RACE PLATE PRO 10.0 TP / FREE 7 7.0 / 4.5
31	<b>RENTAL/DEMO</b> GRIFFON 13 D / GRIFFON 13 TCX D SQUIRE 11 TCX D / COMP 14 FDT FDT TPX 12 / FDT TP 10 / FDT 7.0 7.0 RTL / FDT 4.5 / 4.5 RTL ALPINIST 10 DEMO ALPINIST 8 DEMO KINGPIN 13 DEMO KINGPIN 10 DEMO CRUISE 10 DEMO RENTAL AND DEMO PLATES

39	<b>BINDINGS COLLECTION OVERVIEW</b>
42	<b>HELMETS</b> HELMET COLLECTION HELMETS FEATURES OVERVIEW
46	<b>GOGGLES</b> GOOGLE COLLECTION GOGGLES FEATURES OVERVIEW REPLACEMENT LENSES
50	<b>ACCESSORIES</b> BRAKES CRAMPONS KINGPIN / TOURING / ALPINIST ACCESSORIES MARKER ACCESSORIES INSTALLATION TOOLS / DEMOBOARDS INFO SHEETS
55	<b>TECHNOLOGY KEY FEATURES</b> SUMMARY



# Living for Winter Sports

As a global sports company, our aspiration is to build sustainable and economically successful products. To do this we draw on our long tradition and years of experience, this is what drives and is the motivation of our MARKER employees worldwide. Our teams work hard on bringing innovation into our products so that we can meet the needs of today's and tomorrow's customers. We strive to develop the best possible products for this winter sport we all live for and love.

## Sustainability at MARKER



Collecting industrial waste



Grinding and quality control



Preparation of secondary plastic granulate



Production of new parts



Bio-based plastic pellets



(Organic) castor oil

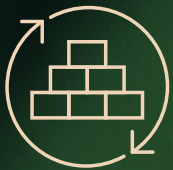


Castor oil plant and seeds



## Renewable Electricity

- 100 % certified green electricity at MARKER in Germany and production in the Czech Republic.



## Components

- 100 % of bonding components are manufactured in the European Economic Area.
- Expanding the use of sustainable materials.



## Transport / Distances

- Short transport routes to reduce our exhaust emissions.



## Recycling

- 100 % recycling of the metals used.
- 93 % of packaging is made from recycled materials.

# Green BY CHOICE!



**“We’re firmly convinced that only sustainable business is right. It is our mission as a company to protect the world we live in and the people who work for us, and to contribute towards a more balanced relationship between humanity and the environment.”**

# RACE/PISTE

COMPETITION RACE

**NEW**  
COMP 30

**NEW**  
COMP 20

COMP 16

COMP 12

COMP 10 TCX

COMP 10

COMP JR 8



# ALL MOUNTAIN



JESTER 16

GRIFFON 13

SQUIRE 11

SQUIRE 10

COMP 16  
GW

COMP 12  
GW

12.0 TPX

11.0 TP

10.0 TP

FREE 7

7.0/4.5


# FREERIDE/FREESTYLE

DUKE PT

JESTER 18 PRO

JESTER X 16  
MWERKS **NEW**

GRIFFON X 13  
MWERKS **NEW**



F12 TOUR EPF

# TOURING



KINGPIN  
MWERKS

KINGPIN

ALPINIST  
FREE

ALPINIST

CRUISE

F10 TOUR

# RACE



Engineered for unmatched racing performance, our COMP race bindings provide **unparalleled precision and control**. The flagship model in this category, with **cutting-edge technology** and **aerodynamic design**, guarantees maximum safety and faster speeds, giving you the **competitive edge**.



# COMP

## LEAVE YOUR COMFORT ZONE



Competing is in our genes. No matter if you are a **pro athlete** or a **beginner**, everyone likes a challenge. To learn and improve you need to **challenge yourself** and **push boundaries**: New skills are learnt when you are out of your comfort zone. To leave those comfort zones and push your boundaries you need to **trust yourself and your material**.

## PUSHING BOUNDARIES



## COMP 30 NEW

MARKER's COMP bindings have been an integral part of the Alpine Ski World Cup for years. Countless titles have been won with the Comp series. Nowhere else is the cooperation between Marker engineers and athletes closer than in competition. The Twin Cam heel or the 4-linkage toe piece were developed this way and of course you'll find them in this year's Comp bindings. Manufactured with the highest quality magnesium components, the Comp 30 allows perfect centering on the ski. This means that edge changes can be made with extreme precision, even at highest speeds. The responsive construction, paired with incredibly direct power transmission, creates highest reliability in all situations - an absolute must, especially in races.



### DATA

CATEGORY	Competition
BRAKE WIDTH	85mm
DIN RANGE	15.0 - 30.0
BOOT TYPE	A
REC. SKIER'S WEIGHT	60 + kg
STAND HEIGHT	18mm
TOE SYSTEM	Competition 4linkage
AFD GLIDING PLATE	Stainless steel
HEEL	TwinCam Competition
COLOR	Black - Flo-Red
WEIGHT/PC.	1380g
ORDER NO.	7130Z1MS

### COLORS



### KEYFEATURES



## COMP 20 NEW

MARKER's COMP bindings have been an integral part of the Alpine Ski World Cup for years. Countless titles have been won with the Comp series. All tried and tested components such as the Twin Cam Competition heel or the Competition 4-linkage toe piece are being used again this season. Manufactured with only the highest quality magnesium components, the Comp 20 allows perfect centering on the ski. This is crucial for edge changes executed with extreme precision, even at highest speeds. The responsive construction provides a super direct power transmission, making the binding very reliable in all situations - an absolute must, especially in competition.



### DATA

CATEGORY	Competition
BRAKE WIDTH	85mm
DIN RANGE	11.0 - 20.0
BOOT TYPE	A
REC. SKIER'S WEIGHT	60 + kg
STAND HEIGHT	18mm
TOE SYSTEM	Competition 4linkage
AFD GLIDING PLATE	Stainless steel
HEEL	TwinCam Competition
COLOR	Black - Flo-Red
WEIGHT/PC.	1375g
ORDER NO.	7120Z1MS

### COLORS



### KEYFEATURES



**AGILITY** Increased **strength** and **stiffness** plus more direct power transmission and a improved feedback.



#PUSHINGBOUNDARIES  
#LEAVEYOURCOMFORTZONE

## POWER TRANSMISSION

World Cup **screw connection** on the toe and heel offers the ultimate skiing experience.



## PERFORMANCE

New **absorber** for improved dynamics and next level release.



# COMP 16

Maximum reliability and power at the highest speed and extreme edge angles on prepared slopes: the Comp 16 replaces the XComp 16 with a revised TCX heel piece and adapted Comp toe piece. All components and materials belong to the top category. The one-part toe piece comes with magnesium components (the current heel piece is more rigid) to withstand more pressure and delivers a more direct transmission of force to the ski thanks to a drilling pattern borrowed from the World Cup. At the same time, in the reverse direction, the feedback is more noticeable for the skier, making it easier for them to adapt to different slope conditions. The tried-and-tested value of up to 16 enables optimum ski performance for all ambitious piste carvers and amateur racers.



### DATA

CATEGORY	Race
BRAKE WIDTH	85mm
DIN RANGE	6.0 - 16.0
BOOT TYPE	A
REC. SKIER'S WEIGHT	60 + kg
STAND HEIGHT	18mm
TOE SYSTEM	Comp
AFD GLIDING PLATE	Teflon
HEEL	Comp TCX
COLOR	Black - Flo-Red
WEIGHT/PC.	1200g
ORDER NO.	6920Y1MS

### COLORS



### KEYFEATURES



# COMP 12

The Comp 12 is optimally adapted for competitive racers who seek the greatest possible reliability and power at all speeds and edge angles on prepared slopes. It replaces the XComp 12 and joins the race with a revised TCX heel piece and adapted Comp toe piece. The current heel piece is more rigid and harder and delivers a more direct transmission of force to the ski thanks to a screw position borrowed from the World Cup. At the same time, the feedback is more noticeable for the skier, making it easier for them to adapt to different slope conditions.



### DATA

CATEGORY	Race
BRAKE WIDTH	85mm
DIN RANGE	4.0 - 12.0
BOOT TYPE	A
REC. SKIER'S WEIGHT	<120kg
STAND HEIGHT	18mm
TOE SYSTEM	Comp
AFD GLIDING PLATE	Teflon
HEEL	Comp TCX
COLOR	Black - Flo-Red
WEIGHT/PC.	1185g
ORDER NO.	6820Y1MS

### COLORS



### KEYFEATURES



# COMP<sup>10</sup> TCX

Welcome to the world of youth racing. The Comp 10 TCX uses the same heel technology as in the Comp bindings, combined with the tried-and- tested TLT toe pieces and all perfectly adjusted to the weight and skiing performance of young on-piste racers. This binding enables top skiing performance with great power transfer.



## DATA

<b>CATEGORY</b>	Race
<b>BRAKE WIDTH</b>	85mm
<b>DIN RANGE</b>	3.0 - 10.0
<b>BOOT TYPE</b>	A
<b>REC. SKIER'S WEIGHT</b>	30 - 105kg
<b>STAND HEIGHT</b>	18mm
<b>TOE SYSTEM</b>	2linkage
<b>AFD GLIDING PLATE</b>	Stainless steel
<b>HEEL</b>	TCX Light
<b>COLOR</b>	Black - Flo-Red
<b>WEIGHT/PC.</b>	1095g
<b>ORDER NO.</b>	6520Y1MT

## COLORS



## KEYFEATURES



**TLT**

**AFD**  
GLIDING PLATE

# COMP<sup>10</sup>

The Comp 10 offers exactly what racing kids need: the right components to climb the ladder in racing competitions. The Compact 3 heel provides easy step-in comfort and great power transmission for lightweight riders and the light and sturdy TLT toe handles lateral and backwards release. The binding works especially well in combination with the Jr Race interface. Compatible with adult boot lug only.



## DATA

<b>CATEGORY</b>	Race
<b>BRAKE WIDTH</b>	85mm
<b>DIN RANGE</b>	3.0 - 10.0
<b>BOOT TYPE</b>	A
<b>REC. SKIER'S WEIGHT</b>	30 - 105kg
<b>STAND HEIGHT</b>	18mm
<b>TOE SYSTEM</b>	2linkage
<b>AFD GLIDING PLATE</b>	Stainless steel
<b>HEEL</b>	Compact 3
<b>COLOR</b>	Black - Flo-Red
<b>WEIGHT/PC.</b>	830g
<b>ORDER NO.</b>	6520Y1MS

## COLORS



## KEYFEATURES

COMPACT  
HEEL



**TLT**

**AFD**  
GLIDING PLATE

# COMP JUNIOR<sup>8</sup>

Designed for U10s and heavier U8s. The Comp Junior 8 is perfectly adjusted for the requirements of the youngest racers with a DIN setting up to 8. Tailor-made for lightweight on-piste skiers who know how to set a good, hard edge. The TLT toe and Compact 3 heel designs deliver higher performance than the 7.0 and 4.5 bindings.

*Attention: The Comp Junior 8 fits kids' boots only!*



## DATA

<b>CATEGORY</b>	Race
<b>BRAKE WIDTH</b>	85mm
<b>DIN RANGE</b>	2.0 - 8.0
<b>BOOT TYPE</b>	C
<b>REC. SKIER'S WEIGHT</b>	25 - 100kg
<b>STAND HEIGHT</b>	18mm
<b>TOE SYSTEM</b>	2linkage Junior
<b>AFD GLIDING PLATE</b>	Stainless steel
<b>HEEL</b>	Compact 3
<b>COLOR</b>	Black - Flo-Red
<b>WEIGHT/PC.</b>	830g
<b>ORDER NO.</b>	6320Y1MS

## COLORS



## KEYFEATURES

COMPACT  
HEEL




**TLT**

**AFD**  
GLIDING PLATE

# WC PC INTERFACE

The Piston® Control Interface derived from Word Cup interfaces comes with an integrated high-tech oil-hydraulic damper which converts energy directly into speed. The skiing experience is simply stunning, because the Piston® Control System only reacts to negative rebound and shocks, the turn initiation is faster, the edge grip more direct, effortless from turn to turn. Compared to the previous version, a softer center piece has been installed, which ensures a more homogeneous flex over the entire length of the ski. The new hole pattern with extended mounting options ensures optimum hold and function on all ski models. The new, more stable clamps ensure improved power transmission, especially at the end of the turn. It's a perfect match with all race skis and fully compatible with all MARKER Race bindings.



### DATA

CATEGORY	Race	Race
STAND HEIGHT	10mm	14mm
SOLE LENGTH	260 - 362mm	260 - 362mm
COLOR	Black	Black
WEIGHT/PC.	645g	710g
ORDER NO.	2020YISS (10mm)	2022YISS (14 mm)
	2020YISB (10mm; bulk: 12 pair)	2022YISC (bulk: 12 pair)

### COLORS



### KEYFEATURES



# ALU<sup>PRO</sup> PLATE

The pro interface for the speed disciplines in the World Cup, designed for the most extreme conditions in the high-speed sector. The bearing, which is made of high-tensile high-tech aluminum for the most direct power transmission without any tolerance range, is not comparable with the Piston Control Interface. In the professional race circuit there is absolutely no alternative to the Alu Pro Plate.




### DATA

CATEGORY	Race
STAND HEIGHT	10mm
SOLE LENGTH	260 - 340mm
COLOR	Aluminium
WEIGHT/PC.	850g
ORDER NO.	2030SIMP

### COLORS



# FREERIDE



Built for adventure, our Freeride bindings are designed to handle the most **challenging terrains**. Offering exceptional **power transmission, enhanced stability, and safety features** that inspire **confidence**, these bindings are the ultimate choice for **freeride enthusiasts**.

# DUKE PT<sup>16</sup>

The Duke PT 16 (DIN 6-16) is Royal Family's top model and sets another milestone. It combines the superior functionality and downhill performance of a Jester with comfortable uphill properties of a pin binding. An absolute highlight is the innovative Ride & Hike toe. For walking mode the upper part is simply unlocked and tilted forward, uncovering the pin binding. To save swing weight the upper jaw part can be taken off and stored in the backpack. The multi functional Lock & Walk unit automatically locks the brakes and provides a 10° climbing aid. For downhill mode the front jaw section is clicked back onto the base plate being quadruple secured by the Auto Quad Lock technology. Now the toe piece works just like an alpine toe with all of its advantages! The heel is the latest generation of Interpivot 3 freeride heels with lightweight magnesium housing and improved stiffness. The low height of 24 mm allows for direct power transmission and fast edge changes. Thanks to Multinorm, all Duke PT are compatible to alpine, touring and GripWalk boots.



## DATA

CATEGORY	Freeride
BRAKE WIDTH	100mm, 125mm
DIN RANGE	6.0 - 16.0
BOOT TYPE	A / T / GW A
REC. SKIER'S WEIGHT	60 + kg
STAND HEIGHT	24mm
TOE SYSTEM	Ride & Hike
AFD GLIDING PLATE	Stainless steel
HEEL	Inter Pivot 3
COLOR	Anthracite - Black
WEIGHT/PC.	1050g (Uphill) 1350g (Downhill)
ORDER NO.	7650Y1AS (100mm) 7650Y1AB (125mm)

## KEYFEATURES



MARKER

# DUKE PT<sup>13</sup>

The Duke PT 13 with a DIN 4-13 combines the performance of a Griffon with comfortable uphill properties of a pin binding. An absolute highlight is the innovative Ride & Hike toe. For walking mode the upper part is simply unlocked and tilted forward, uncovering the pin binding. To save swing weight the upper jaw part can be taken off and stored in a backpack. The multi functional Lock & Walk unit automatically locks the brakes and provides a 10° climbing aid. For downhill mode the front jaw section is clicked back onto the base plate, quadruple secured by the Auto Quad Lock technology. Now the toe piece works just like an alpine toe with all of its advantages! The heel is the latest generation of Inter Pivot heels. The low height of 24 mm allows for direct power transmission and fast edge changes. Thanks to Multinorm all Duke PT are compatible to alpine, touring and GripWalk boots.



## DATA

CATEGORY	Freeride
BRAKE WIDTH	100mm, 125mm
DIN RANGE	4.0 - 13.0
BOOT TYPE	A / T / GW A
REC. SKIER'S WEIGHT	<120kg
STAND HEIGHT	24mm
TOE SYSTEM	Ride & Hike
AFD GLIDING PLATE	Stainless steel
HEEL	Inter Pivot 3
COLOR	Grey - Black
WEIGHT/PC.	1000g (Uphill) 1300g (Downhill)
ORDER NO.	7550Y1GS (100mm) 7550Y1GB (125mm)

## KEYFEATURES



# DUKE PT<sup>11</sup>

The Duke PT 11 with a DIN 3-11 combines the performance of a Squire with comfortable uphill properties of a pin binding. An absolute highlight is the innovative Ride & Hike toe. For walking mode the upper part is simply unlocked and tilted forward, uncovering the pin binding. To save swing weight the upper jaw part can be taken off and stored in a backpack. The multi functional Lock & Walk unit automatically locks the brakes and provides a 10° climbing aid. For downhill mode the front jaw section is clicked back onto the base plate, quadruple secured by the Auto Quad Lock technology. Now the toe piece works just like an alpine toe with all of its advantages! The heel is the latest generation of Hollow linkage. The low height of 24 mm allows for direct power transmission and fast edge changes. Thanks to Multinorm all Duke PT are compatible to alpine, touring and GripWalk boots.



## DATA

CATEGORY	Freeride
BRAKE WIDTH	100mm, 125mm
DIN RANGE	3.0 - 11.0
BOOT TYPE	A / T / GW A
REC. SKIER'S WEIGHT	30 - 110kg
STAND HEIGHT	24mm
TOE SYSTEM	Ride & Hike
AFD GLIDING PLATE	Stainless steel
HEEL	Hollow linkage 2
COLOR	Anthracite - Grey
WEIGHT/PC.	850g (Uphill) 1150g (Downhill)
ORDER NO.	7450X1AS (100mm) 7450X1AB (125mm)

## KEYFEATURES



FREERIDE

DUKE



13

CATALOGUE 25/26

# INTRODUCING THE NEW X SERIES

MARKER

## JESTER X 16 MWERKS

## GRIFFON X 13 MWERKS



### TURN SHAPE

整備された雪面でも難しいバックカントリーの状況でもタイトなターンを実現します。それはこのXビンディングのコンパクトな構造から生み出されます。

### AGILITY

市場に存在するビンディングの中で最も低いスタンドハイトを実現。フリーライドでは最もスムーズなエッジ感覚をパークやパイプでは負荷のかからない楽しさを体験できます。

### CONFIDENCE

新メタルフレームヒールの安定性により様々な雪や斜面のコンディションで極上のダウンヒルパフォーマンスを楽しむことができます。

### INTEGRATED BRAKE DESIGN

ヒールピース一体化構造のブレーキ  
スタンドハイトを低くするために  
ブレーキを本体一体化させました。

### ONE-PIECE BODY

ビンディング自体が強く、軽く、低く、  
短くなりました。

### ANTI ICE RAIL

高品質のメタルを採用したアンチアイ  
スレールで横方向のパワー伝達が  
向上しました。

### MAGNESIUM PARTS

コバおさえの部分に採用しています。



### STRONG SPRING

保持力とパワー伝達の  
向上を実現  
Griffon :  
DIN 4.0 - 13.0  
Jester:  
DIN 6.0 - 16.0

### METAL FRAME

コバとハウジングが強靱  
でコンパクト、高い安心  
感を生みだします

FROM 24MM  
TO 14MM

### SHORT CONSTRUCTION

よりタイトなターンを実現するために  
トゥ、ヒールピースの全長を短く設計。

### NEW STANDHEIGHT 14MM

ヒールのスタンドハイトも従来から  
10mm下がって14mmになりました。



### LOWEST STANDHEIGHT 9MM

トゥのスタンドハイトは9mmと現在販売  
されているビンディングのなかで最も低い。

### GRIPWALK

グリップウォーク、アルペン  
ソール、どちらのブーツにも  
適合します

# JESTER X<sup>NEW</sup> 16 MWERKS X SERIES

ジェスター発売以来10年以上にわたってあらゆるコンディションで最高のフリーライド性能を発揮してきました。この度メーカーが満を持してリリースするJester X 16 MWorksは従来のJesterに驚くべき改良が施されたモデルです。トゥピースハウジングはシングルキャストで作られることで構造全体がより軽く、よりコンパクトに、そしてより安定したものになりました。新しい合金を用いたアンチアイス・レールはこれまで以上に頑丈になり、横方向のパワー伝達がより確かなものになりました。高品質の金属フレームを採用することでビンディングの構造がよりコンパクトに短くなり信頼性の高いモデルになったのですがしかしそんなことよりもこのビンディングの最も印象的な新機能はスタンダハイトが従来の24mmから14mmになったことです。これにより、Xシリーズは市場で最も低重心のビンディングとなったのです！

パワー伝達はこれ以上ないほどダイレクト、パークでも、パイプでも、オフピステでも、DIN設定6～16のJester X MWorksは超精密な操作性を提供、スキー、ビンディング、ブーツの真の意味での一体化を実現したのです。ジェスターX 16 MWorksの力強いオレンジカラーは、周囲からの注目を集めること間違いなしです。



## DATA

CATEGORY	Freeride
BRAKE WIDTH	90mm, 105mm, 120mm
DIN RANGE	6.0 - 16.0
BOOT TYPE	A / GW A
REC. SKIER'S WEIGHT	60 + kg
STAND HEIGHT	14mm
TOE SYSTEM	TP Elite X
AFD GLIDING PLATE	Stainless steel
HEEL	Inter Pivot X
COLOR	Black - Orange
WEIGHT/PC.	1130g
ORDER NO.	7625Z1OA (90mm) 7625Z1OB (105mm) 7625Z1OD (120mm)

## COLORS



## KEYFEATURES



MARKER

# JESTER<sup>18</sup> PRO

The Jester 18 Pro delivers the ultimate performance for skiers who want to go big. Up front, the Triple Pivot Elite 3 toe piece features magnesium toe wings and an integrated Anti-Ice Rail to remove snow and ice from your boots - the horizontal spring means there is less swing weight and a shorter footprint on the ski. The Inter Pivot 3 heel with magnesium heel bracket supplements this binding's signature power transmission and makes it easier to step in, especially with today's rubber boot soles. Multi-Norm technology offers 100% compatibility with any boot fitting the ISO 5355 (Alpine), ISO 9532 (Alpine Touring), and ISO 23223 (Improved Walking Sole) norms.



## DATA

CATEGORY	Freeride
BRAKE WIDTH	90mm, 110mm, 120mm
DIN RANGE	8.0 - 18.0
BOOT TYPE	A / T / GW A
REC. SKIER'S WEIGHT	60 + kg
STAND HEIGHT	24mm
TOE SYSTEM	TP Elite 3
AFD GLIDING PLATE	Stainless steel
HEEL	Inter Pivot 3
COLOR	Black
WEIGHT/PC.	1105g
ORDER NO.	7924Y1US (90mm) 7924Y1UV (110mm) 7924Y1UB (120mm)

## COLORS



## KEYFEATURES



FREERIDE

JESTER

# JESTER<sup>16</sup>

From its very beginning, more than 10 years ago, the MARKER Jester has ruled the mountain. The Jester 16 continues that heritage, from the highest peaks and steepest lines all the way to the park and pipe. Incorporating magnesium sole holders in the toe and the even lighter magnesium Interpivot 3 heel. This makes for less weight, higher stiffness and improved power transmission. The Anti Ice Rail is pretty handy to scrape off the snow from the boot sole. All MARKER Royal Family bindings feature Power Width Design that make skis perform at their best. Due to the incorporated Multinorm construction the Jester 16 is compatible for GripWalk, alpine and touring boots.



## DATA

CATEGORY	Freeride
BRAKE WIDTH	90mm, 100mm, 110mm, 120mm
DIN RANGE	6.0 - 16.0
BOOT TYPE	A / T / GW A
REC. SKIER'S WEIGHT	60 + kg
STAND HEIGHT	24mm
TOE SYSTEM	TP Elite 3
AFD GLIDING PLATE	Stainless steel
HEEL	Inter Pivot 3
COLOR	Anthracite - Black (C1) Anthracite - Black - Red (C2) Grey - Turquoise (C3)
WEIGHT/PC.	1070g
ORDER NO.	

7624X1A (C1/90mm)	7624Y1RA (C2/90mm)	7624Y1GA (C3/90mm)
7624X1JB (C1/100mm)	7624Y1RB (C2/100mm)	7624Y1GB (C3/100mm)
7624X1JC (C1/110mm)	7624Y1RC (C2/110mm)	7624Y1GC (C3/110mm)
7624X1JD (C1/120mm)	7624Y1RD (C2/120mm)	7624Y1GD (C3/120mm)

## KEYFEATURES



15

CATALOGUE 25/26

# GRIFFON X

## 13 MWERKS

NEW  
X SERIES

このパフォーマンス・フリーライド・バインディングはウェイトが軽めのライダーにもおすすめです。DINが13までであることを除けば、兄弟分のジェスターX MWERKSと同じ機能を備えています。トゥのハウジングはシングルキャストで作られており、従来のグリフォンと比べて軽量でコンパクトかつ、安定性が増しました。新しく採用した合金のおかげで、アンチ・アイス・レールはこれまで以上に頑丈です。このバインディングの最も印象的な特徴は、ブレーキをヒールハウジングと一体化したことによって実現した驚くほどダイレクトなパワー伝達です。ヒールのスタンドハイトは従来の24mmから14mmと10mmも低く、トゥのスタンドハイトも9mmとなりパフォーマンスの違いも印象的です。

パークでもパイプでもオフピステでも、グリフォンX 13 MWERKSはZ値4〜13の精密なコントロールを実現し、スキー、バインディング、ブーツをより一体化させるのです。

### DATA

<b>CATEGORY</b>	Freeride
<b>BRAKE WIDTH</b>	90mm, 105mm, 120mm
<b>DIN RANGE</b>	4.0 - 13.0
<b>BOOT TYPE</b>	A / GW A
<b>REC. SKIER'S WEIGHT</b>	<120kg
<b>STAND HEIGHT</b>	14mm
<b>TOE SYSTEM</b>	TP Elite X
<b>AFD GLIDING PLATE</b>	Stainless steel
<b>HEEL</b>	Inter Pivot X
<b>COLOR</b>	Graphite - Black
<b>WEIGHT/PC.</b>	1130g
<b>ORDER NO.</b>	7525Z1GA (90mm) 7525Z1GB (105mm) 7525Z1GD (120mm)

### COLORS



### KEYFEATURES



# GRIFFON<sup>13</sup>

The lighter version of the Jester, providing the same features for younger and lighter riders, is one of the most versatile freeride bindings on the market today, made for advanced to expert skiers. The Griffon 13 is equipped with the Triple Pivot Elite toe and Inter Pivot 3 freeride heel. Both are light and stiff and deliver improved edge grip and control. In addition, the Anti Ice Rail ensures effortless scraping off snow and ice from the boot sole. Its Multinorm technology allows to adjust the binding to accommodate either touring, GripWalk or alpine boot sole norms. On top the Griffon 13 features enhanced screws and a centralized swing weight, ideal for spins & twists. Griffon 13 is available with 90, 100, 110 and 120mm brakes in 6 color combinations.



### DATA

<b>CATEGORY</b>	Freeride
<b>BRAKE WIDTH</b>	90mm, 100mm, 110mm, 120mm
<b>DIN RANGE</b>	4.0 - 13.0
<b>BOOT TYPE</b>	A / T / GW A
<b>REC. SKIER'S WEIGHT</b>	<120kg
<b>STAND HEIGHT</b>	24mm
<b>TOE SYSTEM</b>	TP Elite 3
<b>AFD GLIDING PLATE</b>	Stainless steel
<b>HEEL</b>	Inter Pivot 3
<b>COLOR</b>	Black (C1) White (C2) Olive Green (C3) Black - Red (C4) Black - Powder Blue (C5) Black - Purple (C6)
<b>WEIGHT/PC.</b>	1030g

### ORDER NO.

7524U1GA (C1/90mm)	7524Z1OA (C3/90 mm)	7524Z1BA (C5/90 mm)
7524U1GB (C1/100mm)	7524Z1OB (C3/100 mm)	7524Z1BB (C5/100 mm)
7524U1GC (C1/110mm)	7524Z1OC (C3/110 mm)	7524Z1BC (C5/110 mm)
7524U1GD (C1/120mm)	7524Z1OD (C3/120 mm)	7524Z1BD (C5/120 mm)
7524U1GE (C2/90mm)	7524Z1RA (C4/90 mm)	7524Y1VA (C6/90mm)
7524U1GF (C2/100mm)	7524Z1RB (C4/100 mm)	7524Y1VB (C6/100mm)
7524U1GP (C2/110mm)	7524Z1RC (C4/110 mm)	7524Y1VC (C6/110mm)
7524U1GR (C2/120mm)	7524Z1RD (C4/120 mm)	7524Y1VD (C6/120mm)

### KEYFEATURES



MARKER

FREERIDE

GRIFTON

16



# SQUIRE<sup>11</sup>

The Squire 11 has progressive looks and is specially designed for lighter weight but fully motivated freeride and freestyle rookies. A lightweight Triple Pivot Light toe piece features a distinctive Ice Off Rail to keep the sole free of snow and ice. A state-of-the-art Hollow Linkage heel with its wider boot holder reduces the step-in force by approximately 35%, even with GripWalk soles. All in all, the Squire 11 is very compact and, despite its GripWalk compatibility, only 24 mm high, which allows a very direct feel and ski control. Available in five colour combinations.



## DATA

<b>CATEGORY</b>	Freeride
<b>BRAKE WIDTH</b>	90mm, 100mm, 110mm
<b>DIN RANGE</b>	3.0 - 11.0
<b>BOOT TYPE</b>	A / GW A
<b>REC. SKIER'S WEIGHT</b>	30 - 110kg
<b>STAND HEIGHT</b>	24mm
<b>TOE SYSTEM</b>	TP Light 2
<b>AFD GLIDING PLATE</b>	Stainless steel
<b>HEEL</b>	Hollow linkage 2
<b>COLOR</b>	Black (C1) White (C2) Black - Yellow (C3) Black - Teal (C4) Black - Tan (C5)
<b>WEIGHT/PC.</b>	820g

## ORDER NO.

7424V1MA (C1/90mm)	7424Z1YA (C3/90mm)	7424Y1TA (C5/90mm)
7424V1MB (C1/100mm)	7424Z1YB (C3/100mm)	7424Y1TB (C5/100mm)
7424V1MC (C1/110mm)	7424Z1YC (C3/110mm)	7424Y1TC (C5/110mm)
7424V1MD (C2/90mm)	7424Y1PA (C4/90mm)	
7424V1ME (C2/100mm)	7424Y1PB (C4/100mm)	
7424V1MF (C2/110mm)	7424Y1PC (C4/110mm)	

## KEYFEATURES



# SQUIRE<sup>10</sup>

The perfect choice for newcomers to freeriding and freestyle. A very light Triple Pivot Light toe piece ensures direct and easy power transmission in every skiing situation. The matching, proven Compact 3 heel offers excellent release characteristics with a very low step-in force. Getting started on park and pipe is even more fun with the latest Royal Family design, an attractive price and a freeride brake perfectly designed for the purpose.



## DATA

<b>CATEGORY</b>	Freeride
<b>BRAKE WIDTH</b>	85mm, 100mm
<b>DIN RANGE</b>	3.0 - 10.0
<b>BOOT TYPE</b>	A / GW A
<b>REC. SKIER'S WEIGHT</b>	30 - 105kg
<b>STAND HEIGHT</b>	20mm
<b>TOE SYSTEM</b>	TP Light 2
<b>AFD GLIDING PLATE</b>	Stainless steel
<b>HEEL</b>	Compact 3
<b>COLOR</b>	Black - Anthracite
<b>WEIGHT/PC.</b>	815g
<b>ORDER NO.</b>	7224V1MA (85 mm + screw kit) 7224V1MB (100 mm + screw kit)

## KEYFEATURES



# PERFECT MATCH

With **K2**  
*Reckoner 102*

With **LINE**  
*Chronic 101*

With **Völkl**  
*Mantra 88*



# GRIFFON<sup>13</sup> NEW COLLAB

With **K2**  
**Reckoner 102**



## DATA

CATEGORY	Freeride
BRAKE WIDTH	110mm
DIN RANGE	4.0 - 13.0
BOOT TYPE	A / T / GW A
REC. SKIER'S WEIGHT	<120kg
STAND HEIGHT	24mm
TOE SYSTEM	TP Elite 3
AFD GLIDING PLATE	Stainless steel
HEEL	Inter Pivot 3
COLOR	Green - Black
WEIGHT/PC.	1030g
ORDER NO.	7524Z1KC (110mm)

## COLORS



## KEYFEATURES



# GRIFFON<sup>13</sup> NEW COLLAB

With **LINE**  
**Chronic 101**



## DATA

CATEGORY	Freeride
BRAKE WIDTH	101mm
DIN RANGE	4.0 - 13.0
BOOT TYPE	A / T / GW A
REC. SKIER'S WEIGHT	<120kg
STAND HEIGHT	24mm
TOE SYSTEM	TP Elite 3
AFD GLIDING PLATE	Stainless steel
HEEL	Inter Pivot 3
COLOR	Black - Light blue
WEIGHT/PC.	1030g
ORDER NO.	7524Z1LB (101mm)

## COLORS



## KEYFEATURES



# GRIFFON<sup>13</sup> NEW COLLAB

With **Väiki**  
**Mantra 88**




## DATA

CATEGORY	Freeride
BRAKE WIDTH	90mm
DIN RANGE	4.0 - 13.0
BOOT TYPE	A / T / GW A
REC. SKIER'S WEIGHT	<120kg
STAND HEIGHT	24mm
TOE SYSTEM	TP Elite 3
AFD GLIDING PLATE	Stainless steel
HEEL	Inter Pivot 3
COLOR	Black - Blue
WEIGHT/PC.	1030g
ORDER NO.	7524Z1VM (90mm)

## COLORS



## KEYFEATURES





Our Touring bindings, including the pioneering Kingpin and the latest Alpinist Free, offer **unmatched efficiency** for **uphill climbs** and **powerful control** on the **descent**. With **lightweight design** and **seamless transitions**, these bindings provide the **perfect balance** of mobility and performance, making them the top choice for **backcountry adventurers**.



# TOURING

# #FREEYOURMIND

## PERFORMANCE BOOSTER


For direct power transmission and the ultimate downhill performance.

## ALPINIST DESIGN

With all the advantages of the Alpinist product family.

## ALPINIST FREE BASE

For the ultimate ski experience with an even more reliable descent.



MARKER

# ALPINIST FREE<sup>13</sup>

The new Alpinist Free with a Z value of 6.0 to 13.0 weighs just 395 g including the brake and delivers noticeably improved force transmission and ski performance thanks to the new wider base area. This means the pin binding is the first choice when every gram counts on long ascents followed by unforgettable freeride descents.

Like the predecessor model, in addition to the Alpinist heel piece, it is equipped with the extra rigid, carbon-reinforced ISI toe piece, whose wider platform enables simplified and intuitive step-in. The clever kinematics of the pin lever allow the pins to be snapped in with very little force. The Alpinist's heel piece offers a full 35 mm adjustment range as well as 0°, 5°, and 9° climbing aids. The wide drilling pattern of the Alpinist Free also supports the very good transmission of force to the edges and the overall design allows active length compensation, which does not affect the ski's flex behaviour. The Alpinist Free is made from sustainable materials such as recycled or bio-based plastic.



## DATA

CATEGORY	Touring
BRAKE WIDTH	105mm (w/o brake)
DIN RANGE	6.0 - 13.0
BOOT TYPE	T
REC. SKIER'S WEIGHT	max. 110kg
STAND HEIGHT	13mm
TOE SYSTEM	Pin ISI
HEEL	Alpinist
COLOR	Black - Silver
WEIGHT/PC.	395g
ORDER NO.	7920Y1FS (105mm) 7921Y1FS (w/o brake)

## COLORS



## KEYFEATURES



TOURING

ALPINIST FREE

# ALPINIST FREE<sup>11</sup>

The Alpinist Free with a Z value of 4.0 to 11.0 weighs just 395 g including the brake and delivers noticeably improved force transmission and ski performance thanks to the new wider base area. The Alpinist Free binding is the first choice when every gram counts on long ascents followed by unforgettable freeride descents.

Like the predecessor model, in addition to the Alpinist heel piece, it is equipped with the extra rigid, carbon-reinforced ISI toe piece, whose wider platform enables simplified and intuitive step-in. The clever kinematics of the pin lever allow the pins to be snapped in with very little force. The Alpinist's heel piece offers a full 35 mm adjustment range as well as 0°, 5°, and 9° climbing aids. The wide drilling pattern of the Alpinist Free also supports the very good transmission of force to the edges and the overall design allows active length compensation, which does not affect the ski's flex behaviour. The Alpinist Free is made from sustainable materials such as recycled or bio-based plastic.



## DATA

CATEGORY	Touring
BRAKE WIDTH	105mm (w/o brake)
DIN RANGE	4.0 - 11.0
BOOT TYPE	T
REC. SKIER'S WEIGHT	max. 110kg
STAND HEIGHT	13mm
TOE SYSTEM	Pin ISI
HEEL	Alpinist
COLOR	Black - Silver
WEIGHT/PC.	395g
ORDER NO.	7720Y1FS (105mm) 7721Y1FS (w/o brake)

## COLORS



## KEYFEATURES



21

CATALOGUE 25/26

# ALPINIST<sup>12</sup>

The ultra-light Alpinist pin binding (270 g without brake) provides all that experienced touring skiers require. With a DIN range of 6 to 12, its advanced construction allows for active length compensation without interfering with the ski's flex. A sturdy, carbon-reinforced front with an ISI toe piece simplifies entry, while a wide footprint with an integrated stop automatically positions and aligns your boot. Kinematically optimized pin levers enable the pins to snap shut with just a gentle push. The heel features climbing aids at 0°, 5°, and 9°, easily switched between ascent and descent modes. A 38 mm wide hole pattern effectively transfers power to the edges, ensuring exceptional control and steering.



## DATA

CATEGORY	Touring
BRAKE WIDTH	90 mm (w/o brake)
DIN RANGE	6.0 - 12.0
BOOT TYPE	T
REC. SKIER'S WEIGHT	max. 110kg
STAND HEIGHT	13 mm
TOE SYSTEM	Pin ISI
HEEL	Alpinist
COLOR	Black
WEIGHT/PC.	360g (90 mm) 270g (w/o brake)
ORDER NO.	7832W1MS (90 mm) 7833W1MS (w/o brake)

## COLORS



# ALPINIST<sup>10</sup>

The ultra-light Alpinist pin binding (270 g without brake) delivers everything that experienced touring skiers need. With a DIN range of 4 to 10, its innovative construction allows for active length compensation without compromising the ski's flex. A robust, carbon-reinforced front with an ISI toe piece makes entry effortless, while a wide footprint with an integrated stop ensures your boot is automatically positioned and aligned. Kinematically optimized pin levers allow the pins to snap shut with a gentle push. The heel features climbing aids at 0°, 5°, and 9°, which can be quickly and easily switched from ascent to descent mode. A 38 mm wide hole pattern efficiently transfers power to the edges, providing excellent control and responsiveness.



## DATA

CATEGORY	Touring
BRAKE WIDTH	90 mm (w/o brake)
DIN RANGE	4.0 - 10.0
BOOT TYPE	T
REC. SKIER'S WEIGHT	max. 110kg
STAND HEIGHT	13 mm
TOE SYSTEM	Pin ISI
HEEL	Alpinist
COLOR	Black
WEIGHT/PC.	360g (90 mm) 270g (w/o brake)
ORDER NO.	7732W1MS (90 mm) 7733W1MS (w/o brake)

## COLORS



## KEYFEATURES



## KEYFEATURES



## MARKER



## TOURING

## ALPINIST

# ALPINIST<sup>8</sup>

The ultra-light (270 g not including brake) and durable touring pin binding for high alpine challenges with DIN settings up to 8, specifically optimized for light weight touring enthusiasts. Its construction allows active length compensation without affecting the ski's flex. A very stiff, carbon-reinforced front with an ISI toe piece makes the binding easier to step into, as a wide footprint with integrated stop automatically positions and aligns your boot. Kinematically optimised pin levers then allow the pins to snap shut with just a gentle push. The heel features 0°, 5° and 9° climbing aids and can be switched quickly and easily from ascent to descent mode. A 38 mm wide hole pattern transfers power brilliantly to the edges, which means control and great steering.



## DATA

CATEGORY	Touring
BRAKE WIDTH	90 mm (w/o brake)
DIN RANGE	3.0 - 8.0
BOOT TYPE	T
REC. SKIER'S WEIGHT	max. 110kg
STAND HEIGHT	13 mm
TOE SYSTEM	Pin ISI
HEEL	Alpinist
COLOR	Black (C1) Black - Purple (C2)
WEIGHT/PC.	360g (90 mm) 270g (w/o brake)
ORDER NO.	7432W1MS (C1/90 mm) 7433W1MS (C1/w/o brake) 7432W1MV (C2/90 mm) 7433W1MV (C2/w/o brake)

## COLORS



## KEYFEATURES



## 22

## CATALOGUE 25/26

# ALPINIST<sup>12</sup> LONGTRAVEL

The ultra-light Alpinist pin binding with a DIN 12 setting is built for serious touring enthusiasts, featuring a 35 mm adjustment range for different sole lengths. Its innovative construction allows for active length compensation without affecting the ski's flex. A robust, carbon-reinforced front and ISI toe piece make stepping in effortless, while a wide footprint with an integrated stop positions and aligns your boot automatically. Kinematically optimized pin levers enable easy closure with a light push. The heel offers 0°, 5°, and 9° climbing aids for quick transitions between ascent and descent modes. With a 38 mm wide hole pattern, this binding delivers exceptional power transfer to the edges, ensuring remarkable control and steering performance.



## DATA

<b>CATEGORY</b>	Touring
<b>BRAKE WIDTH</b>	(w/o brake)
<b>DIN RANGE</b>	6.0 - 12.0
<b>BOOT TYPE</b>	T
<b>REC. SKIER'S WEIGHT</b>	max. 110kg
<b>STAND HEIGHT</b>	13 mm
<b>TOE SYSTEM</b>	Pin ISI
<b>HEEL</b>	Alpinist
<b>COLOR</b>	Black
<b>WEIGHT/PC.</b>	270g (w/o brake)
<b>ORDER NO.</b>	7834W1ML

## COLORS



## KEYFEATURES



# ALPINIST<sup>10</sup> LONGTRAVEL

The ultra-light Alpinist pin binding, optimized for DIN 10 settings, features an extended 35 mm adjustment range to accommodate various sole lengths. Designed for experienced tourers, it offers active length compensation without compromising the ski's flex. Its carbon-reinforced front and ISI toe piece facilitate easy entry, while a wide footprint with an integrated stop automatically positions your boot for precise alignment. Kinematically optimized pin levers allow the pins to snap shut with a gentle push. The heel includes 0°, 5°, and 9° climbing aids, allowing for quick and easy transitions from ascent to descent. A 38 mm wide hole pattern ensures excellent power transfer to the edges, delivering superior control and steering.



## DATA

<b>CATEGORY</b>	Touring
<b>BRAKE WIDTH</b>	(w/o brake)
<b>DIN RANGE</b>	4.0 - 10.0
<b>BOOT TYPE</b>	T
<b>REC. SKIER'S WEIGHT</b>	max. 110 kg
<b>STAND HEIGHT</b>	13 mm
<b>TOE SYSTEM</b>	Pin ISI
<b>HEEL</b>	Alpinist
<b>COLOR</b>	Black
<b>WEIGHT/PC.</b>	270g
<b>ORDER NO.</b>	7734W1ML

## COLORS



## KEYFEATURES



# ALPINIST<sup>JR</sup> LONGTRAVEL

The Alpinist Junior Long Travel combines maximum performance with minimum effort. If you want to get serious about touring, you can't get around a pin binding. The Alpinist JR is designed for a skier's weight up to about 65 kg, for children and young people who regularly go to the mountain and need optimal performance. The DIN range is adjusted with 2 - 6 for the young tourer. The heel adjustment range of 35 mm (-7.5 / +27.5mm) also allows the binding to grow over a wide range. Three walking modes 0°, 5° and 9° offer the best ascent comfort in any terrain. Basically, the Alpinist JR has all the features of its „big“ siblings. However, thanks to the Junior U-Bow, young skiers also benefit from the reduced entry forces and the low weight of only 360 g (with brake) per binding, which is mainly thanks to the extra-light fiberglass-reinforced climbing aids. The Alpinist JR Long Travel is delivered with a 90 mm brake.



## DATA

<b>CATEGORY</b>	Touring
<b>BRAKE WIDTH</b>	90 mm
<b>DIN RANGE</b>	2.0 - 6.0
<b>BOOT TYPE</b>	T
<b>REC. SKIER'S WEIGHT</b>	max. 65kg
<b>STAND HEIGHT</b>	13 mm
<b>TOE SYSTEM</b>	Pin ISI
<b>HEEL</b>	Alpinist
<b>COLOR</b>	Anthracite - White
<b>WEIGHT/PC.</b>	360g
<b>ORDER NO.</b>	7232X1MJ

## COLORS



## KEYFEATURES



TOURING


ALPINIST LT

23

CATALOGUE 25/26



MARKER



# KINGPIN MWERKS<sup>12</sup>

MARKER's state-of-the-art performance pin binding with DIN settings of up to 12. The Kingpin MWorks 12 has a carbon-reinforced heel and weighs just 655 g including brake. It offers the ultimate in uphill and downhill performance thanks to features such as an XXL power transmitter and ergonomically shaped climbing aid. A very stiff, similarly carbon-reinforced front with an ISI toe piece makes the binding easier to step into, as a wide footprint with integrated stop automatically positions and aligns your boot. Kinematically optimised pin levers then allow the pins to snap shut with just a gentle push.



## DATA

CATEGORY	Touring
BRAKE WIDTH	75 - 100mm, 100 - 125mm
DIN RANGE	5.0 - 12.0
BOOT TYPE	T
REC. SKIER'S WEIGHT	<120kg
STAND HEIGHT	21,5mm
TOE SYSTEM	Pin ISI
HEEL	Kingpin
COLOR	Black - Red
WEIGHT/PC.	655g
ORDER NO.	7831WICS (75 - 100mm) 7831WICW (100 - 125mm)

## COLORS



## KEYFEATURES



# KINGPIN<sup>13</sup>

The legendary Kingpin DIN 13 combines the lightweight ISI pin toe piece with an alpine heel piece, featuring 0°/7°/13° climbing aids. This design makes it easy to walk on any terrain while ensuring exceptional descents with outstanding performance and top-level release functionality. Perfect for ambitious backcountry and freeride touring enthusiasts, the binding features a stiff, carbon-reinforced front that simplifies entry. A wide footprint with an integrated stop automatically positions and aligns your boot, while kinematically optimized pin levers allow the pins to snap shut with just a gentle push. With a wide hole pattern and XXL power transmitters, this binding delivers direct power transmission for maximum control and enjoyment on every descent.



## DATA

CATEGORY	Touring
BRAKE WIDTH	75 - 100mm, 100 - 125mm
DIN RANGE	6.0 - 13.0
BOOT TYPE	T
REC. SKIER'S WEIGHT	<120kg
STAND HEIGHT	21,5mm
TOE SYSTEM	Pin ISI
HEEL	Kingpin
COLOR	Black - Red
WEIGHT/PC.	715g
ORDER NO.	7933W1MA (75 - 100mm) 7933W1MB (100 - 125mm)

## COLORS



## KEYFEATURES



# KINGPIN<sup>10</sup>

The legendary Kingpin DIN 10 pairs the lightweight ISI pin toe piece with an alpine heel piece, offering 0°/7°/13° climbing aids for effortless walking on varied terrain. This binding ensures remarkable descents with top-tier performance and reliable release functionality, making it ideal for dedicated backcountry and freeride touring enthusiasts. The robust, carbon-reinforced front makes stepping in easier, while a wide footprint with an integrated stop automatically positions and aligns your boot. Kinematically optimized pin levers enable easy closure with a gentle push. With a wide hole pattern and XXL power transmitters, this binding provides exceptional power transmission, ensuring utmost control and fun on the descent.



## DATA

CATEGORY	Touring
BRAKE WIDTH	75 - 100mm, 100 - 125mm
DIN RANGE	5.0 - 10.0
BOOT TYPE	T
REC. SKIER'S WEIGHT	30 - 105kg
STAND HEIGHT	21,5mm
TOE SYSTEM	Pin ISI
HEEL	Kingpin
COLOR	Black - Red
WEIGHT/PC.	695g
ORDER NO.	7733W1MA (75 - 100mm) 7733W1MB (100 - 125mm)

## COLORS



## KEYFEATURES



# CRUISE<sup>12</sup>

The Cruise DIN 12 binding features several outstanding elements that enhance the touring experience. The ISI toe piece and heel piece significantly lower the effort needed to step in, while the heel is designed for effortless operation. It includes a color-coded climbing aid for comfortable ascents at 0°, 8°, and 12°. The ergonomic design allows the heel piece to rotate easily through 180°, with the brake automatically locking in place. This design facilitates quick and easy transitions between hike mode and ski mode. Additionally, the independent adjustment of vertical and horizontal release further minimizes the risk of false release during descents.



## DATA

<b>CATEGORY</b>	Touring
<b>BRAKE WIDTH</b>	90mm, 105mm
<b>DIN RANGE</b>	6.0 - 12.0
<b>BOOT TYPE</b>	T
<b>REC. SKIER'S WEIGHT</b>	<120kg
<b>STAND HEIGHT</b>	23mm
<b>TOE SYSTEM</b>	Pin ISI
<b>HEEL</b>	Cruise
<b>COLOR</b>	Black - Green
<b>WEIGHT/PC.</b>	475g
<b>ORDER NO.</b>	7810X1MS (90mm) 7810X1MW (105mm)

## COLORS



## KEYFEATURES



MARKER

# CRUISE<sup>10</sup>

The Cruise DIN 10 binding features several outstanding elements that enhance the touring experience. The ISI toe piece and heel piece significantly lower the effort needed to step in, while the heel is designed for effortless operation. It includes a color-coded climbing aid for comfortable ascents at 0°, 8°, and 12°. The ergonomic design allows the heel piece to rotate easily through 180°, with the brake automatically locking in place. This design facilitates quick and easy transitions between hike mode and ski mode. Additionally, the independent adjustment of vertical and horizontal release further minimizes the risk of false release during descents.



## DATA

<b>CATEGORY</b>	Touring
<b>BRAKE WIDTH</b>	90mm, 105mm
<b>DIN RANGE</b>	4.0 - 10.0
<b>BOOT TYPE</b>	T
<b>REC. SKIER'S WEIGHT</b>	30 - 105kg
<b>STAND HEIGHT</b>	23mm
<b>TOE SYSTEM</b>	Pin ISI
<b>HEEL</b>	Cruise
<b>COLOR</b>	Black - Green
<b>WEIGHT/PC.</b>	475g
<b>ORDER NO.</b>	7610X1MS (90mm) 7610X1MW (105mm)

## COLORS



## KEYFEATURES



MARKER



TOURING

CRUISE

25

CATALOGUE 25/26

# F12 TOUR EPF

MARKER's F12 Tour EPF is ideal for skiers who want to cross over from alpine touring to resort skiing on occasion. EPF (Extended Power Frame) features a super wide connection to the ski, maximizing power transmission and enhancing the downhill skiing ability of this exceptional uphill climbing product. On top it makes turn initiation easier in any snow conditions.



## DATA

CATEGORY	Touring
SIZE	S 265 - 325 / L 305 - 365
BRAKE WIDTH	100mm, 110mm
DIN RANGE	4.0 - 12.0
BOOT TYPE	A / T / GW A
REC. SKIER'S WEIGHT	<120kg
STAND HEIGHT	36mm
TOE SYSTEM	TP Light 2
AFD GLIDING PLATE	Stainless steel
HEEL	Hollow linkage 2
COLOR	Black - Anthracite
WEIGHT/PC.	1180g (S 265 - 305) 1190g (L 305 - 365)
ORDER NO.	S: 7816W1SS (100mm) S: 7816W1SE (110mm) L: 7816W1LS (100mm) L: 7816W1LE (110mm)

## COLORS



## KEYFEATURES



MARKER



# F10 TOUR

MARKER's F10 Tour is an ideal entry level touring binding that can offer years of great performance. Focusing on producing the right binding for the end user is MARKER's DNA. For the skier who wants a very light all-day touring setup with solid all-mountain performance, the Tour 10 features a DIN range of 3-10, making it a great choice for lighter weight skiers. Compatible with alpine and touring boots, thanks to Multinorm! The climbing aid works with 0°, 7° and 13° for relaxed uphill climbing in any angle.



## DATA

CATEGORY	Touring
SIZE	S 265 - 325 / L 305 - 365
BRAKE WIDTH	90mm, 100mm
DIN RANGE	3.0 - 10.0
BOOT TYPE	A / T / GW A
REC. SKIER'S WEIGHT	30 - 105kg
STAND HEIGHT	36mm
TOE SYSTEM	TP Light 2
AFD GLIDING PLATE	Stainless steel
HEEL	Hollow linkage 2
COLOR	Black - White
WEIGHT/PC.	1090g (S 265 - 305) 1100g (L 305 - 365)
ORDER NO.	S: 7716W1TC (100) S: 7716W1TS (110) L: 7716W1TD (100) L: 7716W1TL (110)

## COLORS



## KEYFEATURES



TOURING

F TOUR

# F5 JR TOUR

The F5 JR Tour with a DIN range from 1.5 to 5 is a binding for all occasions and every adventure. Whether on the slopes or climbing to the next peak – nothing stands in the way of the perfect ski day. The frame binding offers all the touring features for ascents, such as the 0°, 7°, and 13° climbing aid, but also delivers optimal transmission of energy and performance on the downhill run due to the frame weighing only 890 g. So it is ideal for every ski day. The toe piece and base plate are compatible with all common boot models, whether children's or adult boots, alpine or touring boots. GripWalk soles also fit into the F5 JR Tour, which complies with every ISO standard. The sole length can be adjusted from 235 to 300 mm, so the binding can grow with the child for a few seasons.



## DATA

CATEGORY	Touring
BRAKE WIDTH	90mm
DIN RANGE	1.5 - 5.0
BOOT TYPE	A / T / GW A / C / GW C
REC. SKIER'S WEIGHT	20 - 60kg
STAND HEIGHT	31mm
TOE SYSTEM	TP Light 1 JR
AFD GLIDING PLATE	Stainless steel
HEEL	Compact Junior
COLOR	Anthracite - White
WEIGHT/PC.	880g
ORDER NO.	7216X1JT

## COLORS



## KEYFEATURES



26

CATALOGUE 25/26

# ALL



Our All-Mountain bindings deliver **exceptional performance across all terrains**. Combining **power, control**, and **comfort**, they ensure **precise energy transfer** and **stability**, whether you're **carving groomers** or **exploring off-piste**. Perfect for riders who want versatile bindings to conquer the whole mountain.



# MOUNTAIN

# COMP<sup>16</sup> GW

The high-performance binding for ambitious on-piste skiers is now also suitable for GripWalk soles. This enables the greatest possible walking comfort, easy step-in, and excellent grip in the binding. The Comp 16 GW black is manufactured exclusively with the highest quality components. The one-part Comp toe piece features magnesium components as well as error forgiving absorbers underneath. The Comp absorber reliably absorbs short, hard shocks and permanently centres the ski boot in the binding.



## DATA

CATEGORY	All Mountain
BRAKE WIDTH	90mm
DIN RANGE	6.0 - 16.0
BOOT TYPE	A / GW A
REC. SKIER'S WEIGHT	60 + kg
STAND HEIGHT	18mm
TOE SYSTEM	Comp
AFD GLIDING PLATE	Stainless steel
HEEL	Comp TCX
COLOR	Black
WEIGHT/PC.	1200g
ORDER NO.	6820Y1MB

## COLORS



## KEYFEATURES



# COMP<sup>12</sup> GW

The Comp 12 GW black is also suitable for boots with GripWalk soles. It has the same high-quality design as all Comp models and includes DIN values from 4.0 to 12.0. The one-part screw connection of the toe piece by means of a 3-point hole pattern results in an extremely direct force transmission, which is not diminished by the absorbers underneath providing error-forgiving characteristics. The Comp absorber absorbs short, hard shocks and always keeps the ski boot optimally centred in the binding.



## DATA

CATEGORY	All Mountain
BRAKE WIDTH	90mm
DIN RANGE	4.0 - 12.0
BOOT TYPE	A / GW A
REC. SKIER'S WEIGHT	<120kg
STAND HEIGHT	18mm
TOE SYSTEM	Comp
AFD GLIDING PLATE	Stainless steel
HEEL	Comp TCX
COLOR	Black
WEIGHT/PC.	1160g
ORDER NO.	6820Y1MB

## COLORS



## KEYFEATURES



# 12.0 TPX

The 12.0 TPX all-mountain binding is suited for advanced to expert skiers looking for a combination of high performance, comfort, and GripWalk compatibility. The Triple Pivot X toe offers great power transmission, upward release function, and low swing weight, while the TCX Light heel contributes to comfort with the easy step in afforded by Twincam technology.



## DATA

CATEGORY	All Mountain
BRAKE WIDTH	90mm
DIN RANGE	4.0 - 12.0
BOOT TYPE	A / GW A
REC. SKIER'S WEIGHT	<120kg
STAND HEIGHT	18mm
TOE SYSTEM	TPX
AFD GLIDING PLATE	Stainless steel
HEEL	TCX light
COLOR	Black - Anthracite
WEIGHT/PC.	975g
ORDER NO.	6820T1MA

## COLORS



## KEYFEATURES



# 11.0 TP

The 11.0 TP gives intermediate through advanced skiers a lightweight, high performing binding with incredible versatility. The Triple Pivot Compact toe has a horizontal spring providing low swing weight and more available comfort with GripWalk boot sole compatibility. The TCX light heel pieces are easy to step into thanks to Twincam technology.



## DATA

CATEGORY	All Mountain
BRAKE WIDTH	90mm
DIN RANGE	3.0 - 11.0
BOOT TYPE	A / GW A
REC. SKIER'S WEIGHT	30 - 110kg
STAND HEIGHT	18mm
TOE SYSTEM	TP Compact 2
AFD GLIDING PLATE	Stainless steel
HEEL	TCX light
COLOR	Black - Anthracite (C1) White (C2)
WEIGHT/PC.	945g
ORDER NO.	6720T1MA (90mm C1) 6720S1MB (90mm C2) 6720T1MC (110mm C1) 6720S1MD (110mm C2)

## COLORS



## KEYFEATURES



# RACE PLATE PRO *NEW*

The Race Plate PRO from MARKER is engineered for skiers seeking precision and agility. With its cutting-edge design, this plate delivers a new level of power, control, and race-ready performance. Whether you're carving turns or pushing your limits, the Race Plate PRO enhances your skiing experience.



## DATA

CATEGORY	All Mountain
SOLE LENGTH	260 - 380mm
COLOR	Black - White
WEIGHT/PC.	367g
ORDER NO.	2023Z1SW (bulk: 5 pair)

## COLORS



# 10.0 TP

Stunning all-mountain performance for the young and light-weight carving novices. The Compact 3 heel provides easy step-in comfort and great power transmission, while the TP Compact toe delivers all the ski control you need.



## DATA

CATEGORY	All Mountain
BRAKE WIDTH	85mm
DIN RANGE	3.0 - 10.0
BOOT TYPE	A / GW A
REC. SKIER'S WEIGHT	30 - 105kg
STAND HEIGHT	20mm
TOE SYSTEM	TP Compact 2
AFD GLIDING PLATE	Stainless steel
HEEL	Compact 3
COLOR	Black - Anthracite
WEIGHT/PC.	760g
ORDER NO.	6520T1MA

## COLORS



## KEYFEATURES



# FREE 7

The Free 7 is MARKER's all-purpose Junior freeskiing binding, featuring an 95 mm brake for all mountain oriented junior twin-tips and mid-fat junior skis. Its toe and heel designs allow compatibility with both adult and junior boot lug designs. It comes with EPS, AFD gliding plate, Quick Adjust Compact heel and Biotech system.



## DATA

CATEGORY	All Mountain
BRAKE WIDTH	95mm
DIN RANGE	2.0 - 7.0
BOOT TYPE	A / GW A / C / GW C
REC. SKIER'S WEIGHT	24 - 75kg
STAND HEIGHT	22mm
TOE SYSTEM	Junior 4linkage
AFD GLIDING PLATE	JR Active AFD
HEEL	Compact Junior
COLOR	Black (C1) White - Silver (C2)
WEIGHT/PC.	575g
ORDER NO.	6224U1MS (C1) 6224U1MW (C2)

## COLORS



## KEYFEATURES



# 7.0

MARKER's 7.0 Junior bindings offer high-level features like the 4-linkage JR toe and compact JR heel to the very youngest of skiers, allowing them to easily step in and out of the binding on their own. Apart from that the binding provides great skiing performance and always enough pressure on the edge. Compatible with children and adult boots (type A and C) and GripWalk boots.



## DATA

CATEGORY	All Mountain
BRAKE WIDTH	70mm, 85mm
DIN RANGE	2.0 - 7.0
BOOT TYPE	A / GW A / C / GW C
REC. SKIER'S WEIGHT	24 - 75kg
STAND HEIGHT	22mm
TOE SYSTEM	Junior 4linkage
AFD GLIDING PLATE	JR Active AFD
HEEL	Compact Junior
COLOR	Black - Anthracite (C1) White (C2)
WEIGHT/PC.	570g
ORDER NO.	6220T1MA (70mm C1) 6220T1MB (70mm C2) 6220U1MC (85mm C1)

## COLORS



## KEYFEATURES



# 4.5

MARKER's 4.5 Junior bindings offer high-level features like the 4-linkage JR toe and Compact JR 2 heel to the very youngest of skiers, allowing them to easily step in and out of the binding on their own. Apart from that the binding provides great riding safety and always enough pressure on the edge. Compatible with children and adult boots (type A and C) and GripWalk boots.



## DATA

CATEGORY	All Mountain
BRAKE WIDTH	70mm, 85mm
DIN RANGE	0.75 - 4.5
BOOT TYPE	A / GW A / C / GW C
REC. SKIER'S WEIGHT	12 - 57kg
STAND HEIGHT	22mm
TOE SYSTEM	Junior 4linkage
AFD GLIDING PLATE	JR Active AFD
HEEL	Compact Junior
COLOR	Black - Anthracite (C1) White (C2)
WEIGHT/PC.	570g
ORDER NO.	6120T1MA (70mm C1) 6120T1MB (70mm C2) 6120T1MC (85mm C1)

## COLORS




## KEYFEATURES





# RENTAL DEMO

レンタル用ビンディングはレンタル使用目的の  
ご注文のみ承ります。



MARKER's rental and demo bindings are engineered for **easy adjustment** and **maximum durability**, making them ideal for **high-frequency use**. These models are built to handle a wide range of skiing styles while maintaining the **highest safety standards**, ensuring a **top-quality experience** for every skier.

# GRIFFON<sup>13</sup> D

The lighter version of the Jester, providing the same features for younger and lighter riders, is one of the most versatile freeride bindings on the market today, made for advanced to expert skiers. The Griffon 13 D is equipped with all Triple Pivot Elite toe and Inter Pivot 3 freeride heel. Both are lighter and stiffer than previous parts and deliver improved edge grip and control and easy entry. The Anti Ice Rail makes it easy to scrape off snow and ice from the sole. Due to the FDT technology, another important feature for the rental business is the toolless length adjustment of toe and heel. Griffon 13 D is available with 90, 100 and 110mm brakes.



## DATA

CATEGORY	Freeride Rental
BRAKE WIDTH	90mm, 100mm, 110mm, 120mm
DIN RANGE	4.0 - 13.0
BOOT TYPE	A / GW A
REC. SKIER'S WEIGHT	<120kg
STAND HEIGHT	28mm
TOE SYSTEM	TP Elite 3
AFD GLIDING PLATE	Stainless steel
HEEL	Inter Pivot 3
COLOR	Black
WEIGHT/PC.	1320g
ORDER NO.	7520U1GA; 90 mm (w/plate) 7520U1GD; 100 mm (w/plate) 7520U1GB; 110 mm (w/plate) 7520X1GE; 120 mm (w/plate)

## COLORS



## KEYFEATURES



# GRIFFON<sup>13</sup> TCX D

The proven demo version of the Griffon 13 with TCX heel for a more alpine-oriented target group. It combines a more comfortable entry with very skiing riding performance. Made for advanced to expert skiers. The Griffon is equipped with the Triple Pivot Elite toe, TCX heel and the Anti Ice Rail to scrape off snow from the boot sole. Due to the FDT technology, another important feature for the rental business is the toolless length adjustment of toe and heel. Griffon 13 TCX D is available with 90, 100 and 110mm brakes.



## DATA

CATEGORY	Freeride Rental
BRAKE WIDTH	90mm, 100mm, 110mm
DIN RANGE	4.0 - 13.0
BOOT TYPE	A / GW A
REC. SKIER'S WEIGHT	<120kg
STAND HEIGHT	25mm
TOE SYSTEM	TP Elite 3
AFD GLIDING PLATE	Stainless steel
HEEL	Comp TCX
COLOR	Black
WEIGHT/PC.	1270g
ORDER NO.	6862Y1GA (90mm) 6862Y1GB (100mm) 6862Y1GC (110mm)

## COLORS



## KEYFEATURES



# SQUIRE<sup>11</sup> TCX D

The Squire 11 TCX Demo is designed for intermediate and lighter weight advanced freeride/freestyle skiers looking for great power transmission and a compact, robust construction. Especially the very light, optimized Triple Pivot Light toe piece, equipped with a distinctive Ice Off Rail, immediately catches the eye. The proven TCX heel is easy to use and requires only low entry forces. Thanks to the FDT technology, the tool-less length adjustment of heel and toe makes life very easy for all rental businesses.



## DATA

CATEGORY	Freeride Rental
BRAKE WIDTH	90mm, 100mm
DIN RANGE	3.0 - 11.0
BOOT TYPE	A / GW A
REC. SKIER'S WEIGHT	30 - 105kg
STAND HEIGHT	25mm
TOE SYSTEM	TP Light 2
AFD GLIDING PLATE	Stainless steel
HEEL	TCX light
COLOR	Black
WEIGHT/PC.	1165g
ORDER NO.	6762V1MA (90mm) 6762V1MB (100mm)

## COLORS



## KEYFEATURES



# COMP<sup>14</sup> FDT *NEW*

The Comp 14 FDT is a premium, high-performance ski binding designed specifically for ski rentals. Perfect for ambitious piste skiers, this advanced binding features the renowned FDT system for easy mounting on all MARKER FDT plates. Built with only top-quality components, the one-piece Comp toe piece and shock-absorbing technology provide excellent performance across all snow conditions. With its reliable Comp damper, short impacts are absorbed while maintaining consistent boot alignment, ensuring a smooth and responsive skiing experience.



## DATA

CATEGORY	Race Rental
BRAKE WIDTH	90mm
DIN RANGE	5.0 - 14.0
BOOT TYPE	A / GW A
REC. SKIER'S WEIGHT	max. 120kg
STAND HEIGHT	32mm
TOE SYSTEM	Comp
AFD GLIDING PLATE	Stainless steel
HEEL	Comp TCX
COLOR	Black
WEIGHT/PC.	1460g
ORDER NO.	6963Z1MB

## COLORS



## KEYFEATURES



# FDT TPX<sup>12</sup>

FDT is the innovative and super convenient binding system by MARKER. 3 different plate versions (plate, high performance, junior) feature an angled scale with integrated bar code, easy DIN-setting and good visibility of contact pressure.

Mounted on the FDT plate the 12.0 TPX all-mountain binding is suited for advanced to expert skiers looking for a combination of high performance, comfort, and GripWalk compatibility. The Triple Pivot X toe offers great power transmission, upward release function, and low swing weight, while the TCX Light heel contributes to comfort with the easy step in afforded by TwinCam technology.



## DATA

CATEGORY	All Mountain Rental
BRAKE WIDTH	90mm
DIN RANGE	4.0 - 12.0
BOOT TYPE	A / GW A
REC. SKIER'S WEIGHT	<120kg
STAND HEIGHT	28mm
TOE SYSTEM	TPX
AFD GLIDING PLATE	Stainless steel
HEEL	TCX light
COLOR	Black - Anthracite
WEIGHT/PC.	1270g
ORDER NO.	6862U1MCS (90mm)

## COLORS



## KEYFEATURES



# FDT TP<sup>10</sup>

The 10.0 TP with FDT plate gives novice to intermediate skiers a lightweight, performance-oriented rental binding system with great versatility. The Triple Pivot compact toe has a horizontal spring providing low swing weight and more comfort with GripWalk boot sole compatibility. The Compact 3 heel is extremely light and easy to step into, with secure power transmission for improving skiers.



## DATA

CATEGORY	All Mountain Rental
BRAKE WIDTH	80mm, 90mm
DIN RANGE	3.0 - 10.0
BOOT TYPE	A / GW A
REC. SKIER'S WEIGHT	30 - 105kg
STAND HEIGHT	26mm
TOE SYSTEM	TP Compact 2
AFD GLIDING PLATE	Stainless steel
HEEL	Compact 3
COLOR	Black - Anthracite
WEIGHT/PC.	990g
ORDER NO.	6562W1MCS (80mm) 6562X1MWS (90mm)

## COLORS



## KEYFEATURES



# FDT 7.0

FDT is the innovative and super convenient binding system by MARKER. MARKER's 7.0 Junior bindings with FDT plate offer high-level features like the 4-linkage JR toe and compact JR heel to the very youngest of skiers, allowing them to easily step in and out of the binding on their own. Apart from that the binding provides great skiing performance and always enough pressure on the edge. Compatible with children and adult boots (type A and C) and GripWalk boots.



## DATA

CATEGORY	All Mountain Rental
SIZE	L 235 - 330
BRAKE WIDTH	70 mm, 85mm
DIN RANGE	2.0 - 7.0
BOOT TYPE	A / GW A / C / GW C
REC. SKIER'S WEIGHT	24 - 75kg
STAND HEIGHT	24mm
TOE SYSTEM	Junior 4linkage
AFD GLIDING PLATE	JR Active AFD
HEEL	Compact Junior
COLOR	Black - Anthracite
WEIGHT/PC.	650g
ORDER NO.	6263W1MA (70mm) 6263W1MC (85mm)

## KEYFEATURES



# FDT 4.5

FDT is the innovative and super convenient binding system by MARKER. MARKER's 4.5 Junior bindings with FDT plate offer high-level features like the 4-linkage Jr toe and Compact Jr 2 heel to the very youngest of skiers, allowing them to easily step in and out of the binding on their own. Apart from that the binding provides great riding safety and always enough pressure on the edge. Compatible with children and adult boots (type A and C) and GripWalk boots.



## DATA

CATEGORY	All Mountain Rental
SIZE	S 190 - 285
BRAKE WIDTH	70mm, 85mm
DIN RANGE	0.75 - 4.5
BOOT TYPE	A / GW A / C / GW C
REC. SKIER'S WEIGHT	12 - 57kg
STAND HEIGHT	24mm
TOE SYSTEM	Junior 4linkage
AFD GLIDING PLATE	JR Active AFD
HEEL	Compact Junior
COLOR	Black - Anthracite
WEIGHT/PC.	650g
ORDER NO.	6163W1MA (70mm) 6163W1MC (85mm)

## KEYFEATURES



# 7.0 RTL

MARKER's 7.0 Junior bindings offer high-level features like the 4-linkage Jr toe and Compact Junior heel to the very youngest of skiers, allowing them to easily step in and out of the binding on their own. Apart from that the binding provides great skiing performance and always enough pressure on the edge. Compatible with children and adult boots (type A and C) and GripWalk boots.



## DATA

CATEGORY	All Mountain Rental
BRAKE WIDTH	70mm
DIN RANGE	2.0 - 7.0
BOOT TYPE	A / GW A / C / GW C
REC. SKIER'S WEIGHT	24 - 75kg
STAND HEIGHT	22mm
TOE SYSTEM	Junior 4linkage
AFD GLIDING PLATE	JR Active AFD
HEEL	Compact Junior
COLOR	Black - Anthracite
WEIGHT/PC.	595g
ORDER NO.	6220T1MR

## KEYFEATURES



# 4.5 RTL

MARKER's 4.5 Junior bindings offer high-level features like the 4-linkage Jr toe and Compact Jr 2 heel to the very youngest of skiers, allowing them to easily step in and out of the binding on their own. Apart from that the binding provides great riding safety and always enough pressure on the edge. Compatible with children and adult boots (type A and C) and GripWalk boots.



## DATA

CATEGORY	All Mountain Rental
BRAKE WIDTH	70mm
DIN RANGE	0.75 - 4.5
BOOT TYPE	A / GW A / C / GW C
REC. SKIER'S WEIGHT	12 - 57kg
STAND HEIGHT	22mm
TOE SYSTEM	Junior 4linkage
AFD GLIDING PLATE	JR Active AFD
HEEL	Compact Junior
COLOR	Black - Anthracite
WEIGHT/PC.	595g
ORDER NO.	6120T1MR

## KEYFEATURES





# ALPINIST DEMO<sup>10</sup> ALPINIST DEMO<sup>8</sup>

Designed for rentals, the Super-light pin binding with DIN 10 combines performance and convenience. It includes a comfortable ISI toe piece and a pre-mounted brake, with an adjustment range that accommodates sole lengths from 253 to 359 mm. The binding sits on a weight-optimized plate featuring a scratch-proof scale and allows for effortless adjustments without tools by simply pressing a lever. The boot is automatically positioned and aligned on the wide footprint with an integrated stop. Kinematically optimized pin levers let the pins snap shut with minimal effort. Similar to the other Alpinists, this binding offers active length compensation in the ski flex area and excellent power transmission during descents, thanks to a 38 mm wide hole pattern. The heel features 0°, 5°, and 9° climbing aids for quick and easy transitions between ascent and descent modes.



## DATA

CATEGORY	Touring Rental
BRAKE WIDTH	90mm, 105mm
DIN RANGE	4.0 - 10.0
BOOT TYPE	T
REC. SKIER'S WEIGHT	max. 110kg
STAND HEIGHT	21mm
TOE SYSTEM	Pin ISI
HEEL	Alpinist
COLOR	Black
WEIGHT/PC.	535g
ORDER NO.	7735WIMS (90mm) 7735WIMW (105mm)

## COLORS



## KEYFEATURES



The Super-light pin binding with DIN 8 is expertly designed for rental use, featuring a comfortable ISI toe piece and a pre-mounted brake. It offers an adjustment range for sole lengths from 253 to 359 mm. The binding is mounted on a weight-optimized plate with a scratch-proof scale, allowing for tool-free adjustments with just the press of a lever. The wide footprint with an integrated stop automatically positions and aligns the boot for ease of use. Kinematically optimized pin levers enable the pins to snap shut effortlessly with a gentle push. Like the other Alpinist models, this binding includes active length compensation in the ski flex area and ensures impressive power transmission during descents, thanks to a 38 mm wide hole pattern. The heel features 0°, 5°, and 9° climbing aids and allows for quick and easy switching between ascent and descent modes.



## DATA

CATEGORY	Touring Rental
BRAKE WIDTH	90mm
DIN RANGE	3.0 - 8.0
BOOT TYPE	T
REC. SKIER'S WEIGHT	max. 110kg
STAND HEIGHT	21 mm
TOE SYSTEM	Pin ISI
HEEL	Alpinist
COLOR	Black
WEIGHT/PC.	535g
ORDER NO.	7435WIMS

## COLORS



## KEYFEATURES



# KINGPIN<sup>13</sup> DEMO

The full Kingpin performance with pin technology is also available for high-quality rental business and has lost a whopping 120 g compared to the previous model. All well-known Kingpin features including the ISI toe with two springs are mounted on a tool-less adjustable demo system to fit all sole lengths. For faster rental handling and satisfied customers!



## DATA

CATEGORY	Touring Rental
BRAKE WIDTH	100 - 125mm
DIN RANGE	6.0 - 13.0
BOOT TYPE	T
REC. SKIER'S WEIGHT	max. 120kg
STAND HEIGHT	28,5mm
TOE SYSTEM	Pin ISI
HEEL	Kingpin
COLOR	Black - Red
WEIGHT/PC.	885g
ORDER NO.	7934W1MB

## COLORS



## KEYFEATURES



# KINGPIN<sup>10</sup> DEMO

Full Kingpin performance with pin technology is also available for high end rentals and has lost a whopping 120 g over the previous model. All of the familiar Kingpin features, including the Kingpin toe with only two springs, are mounted on a tool-less adjustable carrier system that fits any sole length. For faster rental handling and satisfied customers.



## DATA

CATEGORY	Touring Rental
BRAKE WIDTH	75 - 100mm
DIN RANGE	5.0 - 10.0
BOOT TYPE	T
REC. SKIER'S WEIGHT	30 - 105kg
STAND HEIGHT	28,5mm
TOE SYSTEM	Pin ISI
HEEL	Kingpin
COLOR	Black - Red
WEIGHT/PC.	865g
ORDER NO.	7734W1MA

## COLORS



## KEYFEATURES



# CRUISE<sup>10</sup> DEMO

The Cruise 10, which was successfully launched in 2023, is now also available as a rental binding. This makes it easy to enter the world of ski touring and – thanks to the ISI toe piece – simplifies pin binding step-in even further. With two color-coded climbing aids, the easy-to-use heel piece ensures comfortable climbing at 0°, 8°, and 12° on virtually any slope. The ergonomic design allows the heel piece to be rotated 180° for a comfortable, automatic brake lock. This makes switching from walking to skiing mode and back extremely easy.

Occasional tourers also benefit from the independent adjustment of vertical and horizontal release, as this significantly reduces the risk of false release, especially during descent.

We think about tomorrow! Without compromising on quality and performance, the Cruise 10 Demo is largely made of bio-based and recycled plastic fibres. This reduces waste and carbon emissions compared to the conventional manufacturing process.




## DATA

CATEGORY	Touring Rental
BRAKE WIDTH	90mm, 105mm
DIN RANGE	4.0 - 10.0
BOOT TYPE	T
REC. SKIER'S WEIGHT	max. 110kg
STAND HEIGHT	23mm
TOE SYSTEM	Pin ISI
HEEL	Cruise
COLOR	Black - Green
WEIGHT/PC.	645g
ORDER NO.	7615Y1MS (90mm) 7615Y1MW (105mm)

## COLORS



## KEYFEATURES







# FDT HIGH PERFORMANCE PLATE



## DATA

CATEGORY	All Mountain
SOLE LENGTH	260 - 388 mm
COLOR	Black - Anthracite
WEIGHT/PC.	275g
ORDER NO.	2065UIIMP (bulk: 20 pair) 2064UIIMP (bulk: 5 pair)

## COLORS



# FDT Q6 PLATE



## DATA

CATEGORY	All Mountain
SOLE LENGTH	260 - 388mm
COLOR	Black
WEIGHT/PC.	210g
ORDER NO.	2065W1MA (bulk: 25 pair) 2064W1MA (bulk: 5 pair)

## COLORS



# FDT Q6 JUNIOR PLATE



## DATA

CATEGORY	All Mountain
SOLE LENGTH	S 190 - 285mm L 235 - 330mm
COLOR	Black
WEIGHT/PC.	210g
ORDER NO.	2075W1SS (Small, bulk: 5 pair) 2075W1SL (Large, bulk: 5 pair)

## COLORS



## COMPETITION & RACE

*NEW*



### COMP 30

Brake width  
DIN range  
Color  
Order No

85mm  
15.0 - 30.0  
Black - Flo - Red  
7130Z1MS

*NEW*



### COMP 20

85mm  
11.0 - 20.0  
Black - Flo - Red  
7120Z1MS



### COMP 16

85mm  
6.0 - 16.0  
Black - Flo - Red  
6920Y1MS



### COMP 12

85mm  
4.0 - 12.0  
Black - Flo - Red  
6820Y1MS



### COMP 10 TCX

85mm  
3.0 - 10.0  
Black - Flo - Red  
6520Y1MT



### COMP 10

85mm  
3.0 - 10.0  
Black - Flo - Red  
6520Y1MS



### COMP JUNIOR 8

85mm  
2.0 - 8.0  
Black - Flo - Red  
6320Y1MS

## FREERIDE ROYAL FAMILY



### DUKE PT 16

Brake width  
DIN range  
Color  
Order No

100mm, 125mm  
6.0 - 16.0  
Anthracite - Black  
7650Y1AS (100mm)  
7650Y1AB (125mm)



### DUKE PT 13

100mm, 125mm  
4.0 - 13.0  
Gray - Black  
7550Y1GS (100mm)  
7550Y1GB (125mm)



### DUKE PT 11

100mm, 125mm  
3.0 - 11.0  
Anthracite - Gray  
7450X1AS (100mm)  
7450X1AB (125mm)

*NEW  
X SERIES*



### JESTER X 16 MWERKS

90mm, 105mm, 120mm  
6.0 - 16.0  
Black - Orange  
7625Z1OA (90mm)  
7625Z1OB (105mm)  
7625Z1OD (120mm)



### JESTER 18 PRO

90mm, 110mm, 120mm  
8.0 - 18.0  
Black  
7924Y1JS (90mm)  
7924Y1JB (110mm)  
7924Y1JB (120mm)



### JESTER 16

90mm, 100mm, 110mm, 120mm  
6.0 - 16.0  
Anthracite - Black  
7624X1JA (90mm)  
7624X1JB (100mm)  
7624X1JC (110mm)  
7624X1JD (120mm)



### JESTER 16

90mm, 100mm, 110mm, 120mm  
6.0 - 16.0  
Gray - Turquoise  
7624Y1GA (90mm)  
7624Y1GB (100mm)  
7624Y1GC (110mm)  
7624Y1GD (120mm)



### JESTER 16

90mm, 100mm, 110mm, 120mm  
6.0 - 16.0  
Anthracite - Black - Red  
7624Y1RA (90mm)  
7624Y1RB (100mm)  
7624Y1RC (110mm)  
7624Y1RD (120mm)

*NEW  
X SERIES*



### GRIFFON X 13 MWERKS

90mm, 105mm, 120mm  
4.0 - 13.0  
Graphite - Black  
7525Z1GA (90mm)  
7525Z1GB (105mm)  
7525Z1GD (120mm)



### GRIFFON 13

90mm, 100mm, 110mm, 120mm  
4.0 - 13.0  
Black  
7524U1GA (90mm)  
7524U1GB (100mm)  
7524U1GC (110mm)  
7524U1GD (120mm)



### GRIFFON 13

90mm, 100mm, 110mm, 120mm  
4.0 - 13.0  
White  
7524U1GE (90mm)  
7524U1GF (100mm)  
7524U1GP (110mm)  
7524U1GR (120mm)

*NEW COLOR*



### GRIFFON 13

90mm, 100mm, 110mm, 120mm  
4.0 - 13.0  
Black - Purple  
7524Y1VA (90mm)  
7524Y1VB (100mm)  
7524Y1VC (110mm)  
7524Y1VD (120mm)

*NEW COLOR*



### GRIFFON 13

90mm, 100mm, 110mm, 120mm  
4.0 - 13.0  
Black - Powder blue  
7524Z1BA (90mm)  
7524Z1BB (100mm)  
7524Z1BC (110mm)  
7524Z1BD (120mm)

*NEW COLOR*



### GRIFFON 13

90mm, 100mm, 110mm, 120mm  
4.0 - 13.0  
Black - Olive green  
7524Z1OA (90mm)  
7524Z1OB (100mm)  
7524Z1OC (110mm)  
7524Z1OD (120mm)



### SQUIRE 11

90mm, 100mm, 110mm  
3.0 - 11.0  
Black  
7424V1MA (90mm)  
7424V1MB (100mm)  
7424V1MC (110mm)



### SQUIRE 11

90mm, 100mm, 110mm  
3.0 - 11.0  
White  
7424V1MD (90mm)  
7424V1ME (100mm)  
7424V1MF (110mm)

*NEW COLOR*



### SQUIRE 11

90mm, 100mm, 110mm  
3.0 - 11.0  
Black - Yellow  
7424Z1YA (90mm)  
7424Z1YB (100mm)  
7424Z1YC (110mm)



### SQUIRE 11

90mm, 100mm, 110mm  
3.0 - 11.0  
Black - Teal  
7424Y1PA (90mm)  
7424Y1PB (100mm)  
7424Y1PC (110mm)



### SQUIRE 11

90mm, 100mm, 110mm  
3.0 - 11.0  
Black - Tan  
7424Y1TA (90mm)  
7424Y1TB (100mm)  
7424Y1TC (110mm)



### SQUIRE 10

85mm, 100mm  
3.0 - 10.0  
Black - Anthracite  
7224V1MA (85mm)  
7224V1MB (100mm)

# EOC FAMILY BINDINGS



NEW  
COLLAB

**GRIFFON 13**  
K2 Reckoner 102  
110mm  
4.0 - 13.0  
Green - Black  
7524Z1KC



NEW  
COLLAB

**GRIFFON 13**  
LINE Chronic 101  
101mm  
4.0 - 13.0  
Black - Light blue  
7524Z1LB



NEW  
COLLAB

**GRIFFON 13**  
Völkl Mantra 88  
90mm  
4.0 - 13.0  
Black - Blue  
7524Z1VM

Brake width  
  
DIN range  
Color  
Order No

# TOURING



**ALPINIST  
FREE 13**  
105mm (w/o brake)  
  
6.0 - 13.0  
Black - Silver  
7921Y1FS (w/o brake)  
7920Y1FS (105mm)



**ALPINIST  
FREE 11**  
105mm (w/o brake)  
  
4.0 - 11.0  
Black - Silver  
7721Y1FS (w/o brake)  
7720Y1FS (105mm)



**ALPINIST 12**  
90mm (w/o brake)  
(105+115mm optional)  
6.0 - 12.0  
Black  
7833W1MS (w/o brake)  
7832W1MS (90mm)



**ALPINIST 10**  
90mm (w/o brake)  
(105+115mm optional)  
4.0 - 10.0  
Black  
7733W1MS (w/o brake)  
7732W1MS (90mm)



**ALPINIST 8**  
90mm (w/o brake)  
(105+115mm optional)  
3.0 - 8.0  
Black - Purple  
7433W1MV (w/o brake)  
7432W1MV (90mm)



**ALPINIST 8**  
90mm (w/o brake)  
(105+115mm optional)  
3.0 - 8.0  
Black  
7433W1MS (w/o brake)  
7432W1MS (90mm)



**ALPINIST 12  
LONGTRAVEL**  
(w/o brake)  
(90mm, 105mm optional)  
6.0 - 12.0  
Black  
7834W1ML



**ALPINIST 10  
LONGTRAVEL**  
(w/o brake)  
(90mm, 105mm optional)  
4.0 - 10.0  
Black  
7734W1ML



**ALPINIST JR  
LONGTRAVEL**  
90mm  
  
2.0 - 6.0  
Anthracite - White  
7232X1MJ



**KINGPIN  
MWERKS 12**  
75 - 100mm  
100 - 125mm  
5.0 - 12.0  
Black - Red  
7831W1CS (75 - 100mm)  
7831W1CW (100 - 125mm)



**KINGPIN 13**  
75 - 100mm  
100 - 125mm  
6.0 - 13.0  
Black - Red  
7933W1MA (75 - 100mm)  
7933W1MB (100 - 125mm)



**KINGPIN 10**  
75 - 100mm  
100 - 125mm  
5.0 - 10.0  
Black - Red  
7733W1MA (75 - 100mm)  
7733W1MB (100 - 125mm)



**CRUISE 12**  
90mm, 105mm  
  
6.0 - 12.0  
Black - Green  
7810X1MS (90mm)  
7810X1MW (105mm)



**CRUISE 10**  
90mm, 105mm  
  
4.0 - 10.0  
Black - Green  
7610X1MS (90mm)  
7610X1MW (105mm)



**F12 TOUR EPF**  
Size  
S 265 - 325mm  
L 305 - 365mm  
100mm, 110mm  
4.0 - 12.0  
Black - Anthracite  
7816W1SS (S - 100mm)  
7816W1LS (L - 100mm)  
7816W1SE (S - 110mm)  
7816W1LE (L - 110mm)



**F10 TOUR**  
Size  
S 265 - 325mm  
L 305 - 365mm  
90mm, 100mm  
3.0 - 10.0  
Black - White  
7716W1TC (S - 90mm)  
7716W1TD (L - 90mm)  
7716W1TS (S - 100mm)  
7716W1TL (L - 100mm)



**F5 JR TOUR**  
235 - 300mm  
  
90mm  
1.5 - 5.0  
Anthracite - White  
7216X1JT

Brake width  
DIN range  
Color  
Order No

# ALL MOUNTAIN



**COMP 16 GW**  
90mm  
6.0 - 16.0  
Black  
6920Y1MB (90mm)



**COMP 12 GW**  
90mm  
4.0 - 12.0  
Black  
6820Y1MB (90mm)



**12.0 TPX**  
90mm  
4.0 - 12.0  
Black - Anthracite  
6820T1MA (90mm)



**11.0 TP**  
90mm, 110mm  
3.0 - 11.0  
Black - Anthracite  
6720T1MA (90mm)  
6720T1MC (110mm)



**11.0 TP**  
90mm, 110mm  
3.0 - 11.0  
White  
6720S1MB (90mm)  
6720S1MD (110mm)



**10.0 TP**  
85mm  
3.0 - 10.0  
Black - Anthracite  
6520T1MA (85mm)

## JUNIOR



### FREE 7

Brake width  
DIN range  
Color  
Order No

95mm  
2.0 - 7.0  
Black  
6224U1MS (95mm)



### FREE 7

95mm  
2.0 - 7.0  
White - Silver  
6224U1MW (95mm)



### 7.0

70mm, 85mm  
2.0 - 7.0  
Black - Anthracite  
6220T1MA (70mm)  
6220U1MC (85mm)



### 7.0

70mm  
2.0 - 7.0  
White  
6220T1MB (70mm)



### 4.5

70mm, 85mm  
0.75 - 4.5  
Black - Anthracite  
6120T1MA (70mm)  
6120T1MC (85mm)



### 4.5

70mm  
0.75 - 4.5  
White  
6120T1MB (70mm)



### FDT TP 10

Size  
Brake width  
DIN range  
Color  
Order No

80mm, 90mm  
3.0 - 10.0  
Black - Anthracite  
6562W1MCS (w/plate, 80mm)  
6562X1MWs (w/plate, 90mm)



### FDT 7.0

L 235 - 330  
70mm, 85mm  
2.0 - 7.0  
Black - Anthracite  
6263W1MA (w/plate, 70mm)  
6263W1MC (w/plate, 85mm)



### 7.0 RTL

70mm  
2.0 - 7.0  
Black - Anthracite  
6220T1MR (70mm)



### FDT 4.5

S 190 - 285  
70mm, 85mm  
0.75 - 4.5  
Black - Anthracite  
6163W1MA (w/plate, 70mm)  
6163W1MC (w/plate, 85mm)



### 4.5 RTL

70mm  
0.75 - 4.5  
Black - Anthracite  
6120T1MR (70mm)



### ALPINIST DEMO 10

90mm, 105mm  
4.0 - 10.0  
Black  
7735W1MS (90mm)  
7735W1MW (105mm)



### ALPINIST DEMO 8

90mm  
3.0 - 8.0  
Black  
7435W1MS



### KINGPIN 13 DEMO

100 - 125mm  
6.0 - 13.0  
Black - Red  
7934W1MB



### KINGPIN 10 DEMO

75 - 100mm  
5.0 - 10.0  
Black - Red  
7734W1MA



### CRUISE 10 DEMO

90mm, 105mm  
4.0 - 10.0  
Black - Green  
7615Y1MS (90mm)  
7615Y1MW (105mm)

## INTERFACE



### WORLD CUP PC INTERFACE

Height  
Color  
Order No

10mm, 14mm  
Black  
2020Y1SS (10mm)  
2020Y1SB (10mm, 12 pair)  
2022Y1SS (14mm)  
2022Y1SC (14mm, 12 pair)



### ALU PRO PLATE

10mm  
Aluminum  
2030S1MP



### RACE PLATE PRO

Black - White  
2023Z1SW (5 pair)



### FDT RACE PLATE PRO

Black - White  
2075Z1SW (5 pair)



### COMP DEMO PLATE

Black - Anthracite  
2085Z1SA (5 pair)



### FDT HIGH PERFORMANCE PLATE

Black - Anthracite  
2065U1MP (20 pair)  
2064U1MP (5 pair)



### FDT Q6 PLATE

Black  
2065W1MA (25 pair)  
2064W1MA (5 pair)



### FDT Q6 JUNIOR PLATE

Black  
2075W1SS (Small, 5 pair)  
2075W1SL (Large, 5 pair)

## RENTAL/DEMO



### GRIFFON 13 D

90mm, 100mm, 110mm, 120mm  
4.0 - 13.0  
Black  
7520U1GA (w/plate, 90mm)  
7520U1GD (w/plate, 100mm)  
7520U1GB (w/plate, 110mm)  
7520X1GE (w/plate, 120mm)



### GRIFFON 13 TCX D

90mm, 100mm, 110mm  
4.0 - 13.0  
Black  
6862Y1GA (w/plate, 90mm)  
6862Y1GB (w/plate, 100mm)  
6862Y1GC (w/plate, 110mm)



### SQUIRE 11 TCX D

90mm, 100mm  
3.0 - 11.0  
Black  
6762V1MA (w/plate, 90mm)  
6762V1MB (w/plate, 100mm)



### COMP 14 FDT

90mm  
5.0 - 14.0  
Black  
6963Z1MB (w/plate, 90mm)




### FDT TPX 12

90mm  
4.0 - 12.0  
Black - Anthracite  
6862U1MCS (w/plate, 90mm)

# HELMETS



Safety meets style with our premium ski helmets, designed to protect you on the slopes without compromising comfort or aesthetics. Featuring **advanced impact-resistant materials** and **adjustable ventilation systems**, these helmets ensure **optimal protection** and **temperature regulation for all-day wear**. With **customizable fit options** and **sleek designs**, our helmets inspire confidence, allowing you to focus on your performance and enjoy every ride.



## PHOENIX<sup>2</sup> MIPS

Mips



### DATA

<b>SIZING</b>	S, M, L
<b>COLOR</b>	Black - Grey
<b>ORDER NO.</b>	143201.01

## AMPIRE<sup>2</sup> MIPS

Mips



<b>S, M, L</b>	Black - Grey
143203.01	

<b>S, M, L</b>	White
143203.02	

<b>S, M, L</b>	Yellow - Black
143203.06	

## AMPIRE<sup>2</sup>



<b>S, M, L</b>	Black - Grey
143204.01	

<b>S, M, L</b>	White
143204.02	

## COMPANION +



### DATA

<b>S, M, L</b>	Black
143205.01	

<b>S, M, L</b>	White
143205.03	

## COMPANION



<b>S, M, L</b>	Black
143213.01	

<b>S, M, L</b>	Grey
143213.02	

<b>S, M, L</b>	White
143213.03	

## CONFIDANT TOUR



### DATA

<b>S, M, L</b>	Black - White
143214.01	

<b>S, M, L</b>	Black
143214.04	

<b>S, M, L</b>	Green - Purple
143214.05	

## CONFIDANT MIPS

Mips




<b>S, M, L</b>	Black
143209.01	

<b>S, M, L</b>	White
143209.02	

<b>S, M, L</b>	Green Fade
143209.06	

<b>S, M, L</b>	Green - Purple
143209.07	



## CONFIDANT



### DATA

SIZING	S, M, L	S, M, L	S, M, L
COLOR	Black	White	Green Fade
ORDER NO.	143210.01	143210.02	143210.05

## VIJO +



### DATA

SIZING	O, OO	O, OO	O, OO
COLOR	Black - Red	Blue - Yellow	Pink
ORDER NO.	143223.01	143223.02	143223.04

## RENTAL FE



### DATA

SIZING	S, M, L, XL	S, M, L, XL	S, M, L, XL
COLOR	White	Black	Anthracite
ORDER NO.	169416.00	169416.15	169416.18

## SQUAD



S, M, L	S, M, L	S, M, L
Black	White	Maroon - Orange
143207.01	143207.02	143207.06

## VIJO



O, OO	O, OO	O, OO
Black - Red	Blue - Yellow	Pink
143222.01	143222.02	143222.04

## RENTAL JUNIOR



O,OO	O,OO
Black	Neon Yellow
169418.15	169418.26

## SQUAD JR




O, OO	O, OO	O, OO
Black	Maroon - Orange	Magma
143208.01	143208.05	143208.06

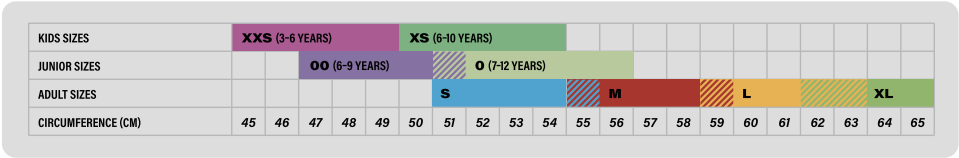
## BINO



XS, XXS	XS, XXS	XS, XXS
Blue	Pink	Blue - Lime
144221.01	144221.02	144221.03

# Helmets*Features Overview*

	PHOENIX2 MIPS	AMPIRE2 MIPS	AMPIRE2	COMPANION+	COMPANION	CONFIDANT MIPS	CONFIDANT	CONFIDANT TOUR	SQUAD	SQUAD JR.	VUJO	VUJO +	BINO XS	BINO XXS	RENTAL	RENTAL JR
SIZING	S/M/L	S/M/L	S/M/L	S/M/L	S/M/L	S/M/L	S/M/L	S/M/L	S/M/L	OO/O	OO/O	OO/O	XS	XXS	S/M/L/XL	OO/O
CONSTRUCTION	HYBRID SHELL	HYBRID SHELL	HYBRID SHELL	IN-MOULD	IN-MOULD	IN-MOULD	IN-MOULD	IN-MOULD	HARDSHELL	HARDSHELL	HARDSHELL	HARDSHELL	IN-MOULD	IN-MOULD	HARDSHELL	HARDSHELL
PROTECTION																
MIPS 	■	■				■										
360° EDGE PROTECTION	■	■	■			■	■	■				■	■			
270° EDGE PROTECTION				■	■											
180° EDGE PROTECTION														■	■	
VENTILATION																
MARKAIR CHANNEL SYSTEM	■	■	■	■	■	■	■	■	■	■	■	■	■	■	■	■
2 POSITION CLIMATE CONTROL	■	■	■	■	■											
AIR JAM CLIMATE CONTROL						■	■		■				■	■	■	■
GOGGLE INTEGRATION SYSTEM	■	■	■	■	■				■	■	■	■			■	■
FIT																
360° RTS FIT SYSTEM	■	■	■	■		■	■	■				■				
RTS FIT SYSTEM					■				■	■	■		■	■	■	■
TILT ADJUST								■				■				
COMFORT																
NORMAL X-DRY LINER	■	■	■	■	■	■	■	■	■	■	■	■	■	■	■	■
FLEECE X-DRY LINER	■	■	■		WOMEN	WOMEN				WOMEN						
SOGNAR EARPADS	■	■	■			■	■	■								
REMOVABLE EARPADS	■	■	■	■	■	■	■	■			■	■				
FE = FIXED EARPADS															■	■
FEATURES																
FIDLOCK OG SNAP	■	■	■	■	■			■	■			■				
EASY ADJUST															■	■
STANDARD BUCKLE				■	■	■	■			■	■		■	■		
GOGGLE CLIP	STRETCH CLIP	STRETCH CLIP	STRETCH CLIP	STRETCH CLIP	STRETCH CLIP	V-STRETCH	V-STRETCH	V-STRETCH	CLAW	CLAW	—	—	2 SIDE CLAWS	—	SNAP	SNAP
BEANIE READY					■					■	■	■				
HELMET BAG	■	■	■	■	■	■	■	■	■	■	■	■	■	■		
RENTAL FEATURES																
INTEGRATED RENTAL SURFACE															■	■
BARCODE AREA															■	■



Experience unparalleled clarity and protection with our high-performance ski goggles. Designed to offer a **wide field of vision** and **exceptional anti-fog capabilities**, these goggles ensure optimal visibility in **all weather conditions**. With **interchangeable lenses** and **adjustable straps** for a secure fit, our goggles provide **comfort and versatility** for any adventure on the mountain. Stay focused on the ride ahead while enjoying the perfect blend of style and functionality.

# GOGGLES



## SQUADRON MAGNET +



### DATA

<b>COLOR</b>	Black	White	Black	Matt White	Black
<b>LENS COLOR</b>	Blacklight HD	Gold Mirror CS	Blacklight Adaptive HD	Steel Blue Mirror CS	Rainbow Mirror
<b>ORDER NO.</b>	142309.02.11.3	142309.03.08.3	142309.05.14.3	142309.04.09.3	142309.08.16.3

## PERSPECTIVE



### DATA

<b>COLOR</b>	White	Black
<b>LENS COLOR</b>	Surround Mirror	Clarity Mirror
<b>ORDER NO.</b>	169357.02.01.3	144305.01.03.3

## 16:10 +



<b>COLOR</b>	Black
<b>LENS COLOR</b>	Blacklight HD
<b>ORDER NO.</b>	142302.02.11.3

## SMOOTH OPERATOR



<b>COLOR</b>	N/A	N/A
<b>LENS COLOR</b>	Clarity Mirror	Clarity Mirror
<b>ORDER NO.</b>	144308.01.00.3	144307.01.00.2

## ULTRA FLEX L



### DATA

<b>COLOR</b>	N/A
<b>LENS COLOR</b>	Clarity Mirror
<b>ORDER NO.</b>	144300.01.00.3

## 4:3




<b>COLOR</b>	White	Black
<b>LENS COLOR</b>	Orange Clarity	Orange Clarity
<b>ORDER NO.</b>	140311.02.21.1	140311.15.21.1

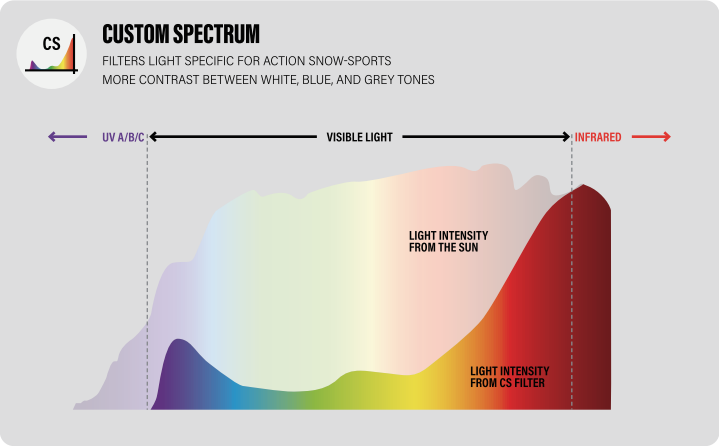




# Goggles Features Overview

	L E N S															F R A M E			S T R A P	
	LENS CATEGORY	VLT (%)	LENS TINT	POLARIZED	CUSTOM SPECTRUM (CS)	PHOTOCHROMATIC	MAGNETIC LENS	LENS SHAPE CYLINDRICAL	LENS SHAPE SPHERICAL	DOUBLE LENS	100% UV TECHNOLOGY	MIRROR	LOW PROFILE	PANAROMIC VISION	ANTI FOG	OTG (OVER GLASSES)	X-DRY 3- LAYER FACE FOAM	MARKAIR VENT SYSTEM	SIZE (MM)	SILICON ANTI-SLIP
SQUADRON MAGNET+	S2	20	NEUTRAL	■			■	■		■	■				■	■	■	■	45	■
	S3	15	ROSE		■		■	■		■	■	■			■	■	■	■	45	■
	S2-S3	15-35	NEUTRAL			■	■	■		■	■				■	■	■	■	45	■
				■			■	■		■	■	■			■	■	■	■	45	■
	S2	25	NEUTRAL				■	■		■	■	■			■	■	■	■	45	■
16:10+	S2	20	NEUTRAL	■					■	■	■				■	■	■	■	■	■
PERSPECTIVE	S2	35	AMBER						■	■	■	■			■				45	■
	S1	68	ROSE						■	■	■	■			■				45	■
SMOOTH OPERATOR L	S1	68	ROSE					■		■	■	■		■	■				45	■
SMOOTH OPERATOR M	S1	68	ROSE					■		■	■	■		■	■				45	■
ULTRA FLEX L	S1	68	ROSE						■	■	■	■		■	■				40	■
4:3	S2	38	AMBER						■	■	■				■				40	■
	S2	38	AMBER						■	■	■				■				40	■




**POLARIZED**  
REDUCED GLARE FROM SNOW  
GREATER CONTRAST WHEN SUNNY





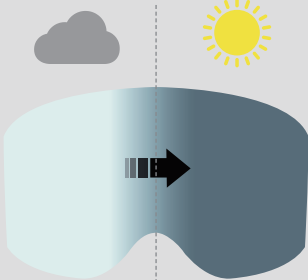
**LOW PROFILE**  
MINIMAL WEIGHT  
MINIMAL BULK  
EASY TO STASH

This category of goggle forgoes the bulky plastic frame, and instead has the face foam connected directly to the dual-lens. This is made possible thanks to advancements in goggle Anti-Fogging technology. The benefits of flexible, comfortable fit along with panoramic vision it provides are unparalleled.


































**ADAPTIVE LENS**  
PHOTOCHROMATIC – AUTOMATICALLY ADAPTS TO SURROUNDING SUN LIGHT INTENSITY  
AVAILABLE IN STANDARD AND HD POLARIZED VERSIONS

These lenses darken when exposed to light of sufficiently high UV intensity, generally only emitted by the sun, and become clear again in its absence.



# Replacement Lenses

	ART. N°	FRAME	LENS
SQUADRON MAGNET+	16938114	SQUADRON MAGNET	BLACKLIGHT ADAPTIVE HD (S2 - S3)
	16938113	SQUADRON MAGNET	BLUE MIRROR HD
	16838111	SQUADRON MAGNET	BLACK LIGHT HD
	16938108	SQUADRON MAGNET	GOLD MIRROR CS
	16938109	SQUADRON MAGNET	STEEL BLUE MIRROR CS
	16938104	SQUADRON MAGNET	GREEN PLASMA MIRROR
	16938102	SQUADRON MAGNET	RED PLASMA MIRROR
	16938115	SQUADRON MAGNET	WINE GOLD MIRROR
	16938116	SQUADRON MAGNET	RAINBOW MIRROR
	16938103	SQUADRON MAGNET	CLARITY MIRROR
	16938106	SQUADRON MAGNET	TRANSPARENT
POSSE MAGNET	142380.11	POSSE MAGNET	BLACK LIGHT HD
	142380.08	POSSE MAGNET	GOLD MIRROR CS
	142380.02	POSSE MAGNET	RED PLASMA MIRROR
	142380.17	POSSE MAGNET	DARK ROSE MIRROR
16:10	167380.14	16:10	BLACKLIGHT ADAPTIVE (S1 - S3)
	167380.12	16:10	BLUE MIRROR HD
	167380.11	16:10	BLACKLIGHT HD
	167380.08	16:10	GOLD MIRROR CS
	167380.05	16:10	PINK PLASMA MIRROR
	167380.03	16:10	CLARITY MIRROR
	167380.04	16:10	GREEN PLASMA MIRROR
	167380.15	16:10	WINE GOLD MIRROR
	167380.17	16:10	DARK ROSE MIRROR
	167380.02	16:10	RED PLASMA MIRROR
PERSPECTIVE	168380.11	PERSPECTIVE	BLACK LIGHT HD
	168380.08	PERSPECTIVE	GOLD MIRROR CS
	168380.05	PERSPECTIVE	PINK PLASMA MIRROR
	168380.04	PERSPECTIVE	GREEN PLASMA MIRROR
	168380.03	PERSPECTIVE	CLARITY MIRROR
	168380.02	PERSPECTIVE	RED PLASMA MIRROR
	168380.01	PERSPECTIVE	SURROUND MIRROR
PROJECTOR	168381.11	PROJECTOR	BLACK LIGHT HD
	168381.08	PROJECTOR	GOLD MIRROR CS
	168381.05	PROJECTOR	PINK PLASMA MIRROR
	168381.04	PROJECTOR	GREEN PLASMA MIRROR
	168381.01	PROJECTOR	SURROUND MIRROR
	168381.02	PROJECTOR	RED PLASMA MIRROR
	168381.17	PROJECTOR	DARK ROSE MIRROR
	168381.15	PROJECTOR	WINE GOLD MIRROR
	168381.03	PROJECTOR	CLARITY MIRROR
VUO VISOR	169380.0	VUO HELMET VISOR	CLEAR VISOR-LENS
	169380.1	VUO+ HELMET VISOR	SILVER SURROUND MIRROR
	169380.2	VUO+ HELMET VISOR	BLUE SURROUND MIRROR
	169380.3	VUO+ HELMET VISOR	DAWN PLASMA MIRROR

CATEGORY	S1 	S2 	S3 	S4
 <b>BLACK LIGHT HD</b> VLT*: 20% CAT: S2 POLARIZED				
 <b>BLACKLIGHT ADAPTIVE</b> VLT*: 15%-70% CAT: S1-S3 POLARIZED				
 <b>BLACKLIGHT ADAPTIVE HD</b> VLT*: 15% - 35% CAT: S2 - S3 POLARIZED				
 <b>BLUE HD MIRROR</b> VLT*: 11% CAT: S3 POLARIZED				
 <b>GOLD MIRROR CS</b> VLT*: 15% CAT: S3				
 <b>SURROUND MIRROR</b> VLT*: 35% CAT: S2				
 <b>PINK PLASMA MIRROR</b> VLT*: 11% CAT: S3				
 <b>RED PLASMA MIRROR</b> VLT*: 25% CAT: S2				
 <b>GREEN PLASMA MIRROR</b> VLT*: 25% CAT: S2				
 <b>CLARITY MIRROR</b> VLT*: 68% CAT: S1				
 <b>BLUE MIRROR</b> VLT*: 19% CAT: S2				
 <b>GOLD MIRROR (ULTRA-FLEX)</b> VLT*: 12% CAT: S3				
 <b>WINE GOLD MIRROR</b> VLT*: 15% CAT: S3				
 <b>DARK ROSE MIRROR</b> VLT*: 25% CAT: S2				
<b>SHADING TRANSLUCENCY (VLT)</b>	<i>SLIGHT</i> 80 - 43%	<i>MEDIUM</i> 43 - 18%	<i>HIGH</i> 18 - 8%	

# ACCESSORIES



BRAKES



DATA

PRODUCT	Brake Royal
COMPATIBLE W/	Royal & Tour
BRAKE WIDTH	110mm 120mm 136mm
COLOR	Black
ORDER NO.	W016G1B (110mm) W026O1B (120mm) W015O1B (136mm)



DATA

PRODUCT	Brake Universal
COMPATIBLE W/	Royal, Universal, Tour
BRAKE WIDTH	85mm 90mm 100mm
COLOR	Black
ORDER NO.	W018M1B (85mm) W017G1B (90mm) W027T1B (100mm)



DATA

PRODUCT	Brake Comp & XComp TCX
COMPATIBLE W/	Comp XComp TCX
BRAKE WIDTH	85mm 90mm
COLOR	Black
ORDER NO.	W006O1B (85mm) W042Y1B (90mm)



DATA

PRODUCT	Brake Comp 8 and 10
COMPATIBLE W/	Comp 8 Comp 10
BRAKE WIDTH	85mm
COLOR	Black
ORDER NO.	W023H1B



DATA

PRODUCT	Brake 11.0, 12.0 flat
COMPATIBLE W/	11.0 FLAT 12.0 FLAT
BRAKE WIDTH	90mm 110mm
COLOR	Black
ORDER NO.	W009F1B (90mm) W005F1B (110mm)



DATA

PRODUCT	Brake Compact flat
COMPATIBLE W/	Squire 10 10.0 TP
BRAKE WIDTH	80mm 85mm 100mm
COLOR	Black
ORDER NO.	W020G1B (80mm) W021K1B (85mm) W004L1B (100mm)



DATA

PRODUCT	Brake Compact
COMPATIBLE W/	Compact
BRAKE WIDTH	80mm 85mm
COLOR	Black (C1) White (C2)
ORDER NO.	W024K1B (85mm, C1) W022N1B (80mm, C1) W025O1B (80mm, C2)



DATA

PRODUCT	Brake Junior RTL
COMPATIBLE W/	Junior RLT
BRAKE WIDTH	70mm
COLOR	Black
ORDER NO.	W014S1B



DATA

PRODUCT	Brake 7.0 & 4.5 & FDT Junior
COMPATIBLE W/	7.0 4.5 FDT Junior
BRAKE WIDTH	70mm 85mm
COLOR	Black
ORDER NO.	W007R1B (70mm) W009R1B (85mm)



DATA

PRODUCT	KINGPIN brake
COMPATIBLE W/	Kingpin
BRAKE WIDTH	75 - 100mm (1) 100 - 125mm (2)
COLOR	Black
ORDER NO.	W010S1B (1) W011S1B (2)



DATA

PRODUCT	MARKER ALPINIST
COMPATIBLE W/	MARKER Alpinist
BRAKE WIDTH	90mm 105mm 115mm
COLOR	Black
ORDER NO.	W031W1B (90mm) W032W1B (105mm) W033W1B (115mm)



DATA

PRODUCT	MARKER ALPINIST LONG TRAVEL & DEMO brake
COMPATIBLE W/	MARKER Alpinist Demo+Long travel
BRAKE WIDTH	90mm 105mm
COLOR	Black
ORDER NO.	W034W1B (90mm) W035W1B (105mm)



DATA

PRODUCT	Brake Duke PT
SIZE	100mm
SKI WIDTH	75 - 100mm
ORDER NO.	W028U1B



DATA

PRODUCT	Brake Duke PT
SIZE	125mm
SKI WIDTH	100 - 125mm
ORDER NO.	W029U1B



DATA

PRODUCT	Brake Royal X
COMPATIBLE W/	Royal X
BRAKE WIDTH	132mm
COLOR	Black
ORDER NO.	W132Z1B



DATA

PRODUCT	ALPINIST FREE brake
COMPATIBLE W/	Alpinist free
BRAKE WIDTH	90mm 105mm 115mm
COLOR	Black
ORDER NO.	W040Y1B (90mm) W038Y1B (105mm) W039Y1B (115mm)



DATA

PRODUCT	Brake CRUISE
COMPATIBLE W/	Cruise
BRAKE WIDTH	90mm 105mm
COLOR	Black
ORDER NO.	W036X1B (90mm) W037X1B (105mm)



DATA

PRODUCT	Brake Junior Free
COMPATIBLE W/	Junior Free
BRAKE WIDTH	95mm
COLOR	Black
ORDER NO.	W030U1B

# CRAMPONS



DATA	
PRODUCT	Crampon Kingpin/ Alpinist/Cruise
SIZE	80mm
SKI WIDTH	66 - 80mm
ORDER NO.	H005S1A



DATA	
PRODUCT	Crampon Kingpin/ Alpinist/Cruise
SIZE	90mm
SKI WIDTH	75 - 90mm
ORDER NO.	H001P1P



DATA	
PRODUCT	Crampon Kingpin/ Alpinist/Cruise
SIZE	105mm
SKI WIDTH	90 - 105mm
ORDER NO.	H002P1P



DATA	
PRODUCT	Crampon Kingpin/ Alpinist/Cruise
SIZE	120mm
SKI WIDTH	105-120mm
ORDER NO.	H003P1P



DATA	
PRODUCT	Crampon Tour
SIZE	80mm
SKI WIDTH	<74mm
ORDER NO.	H003K1A



DATA	
PRODUCT	Crampon Tour
SIZE	90mm
SKI WIDTH	74 - 84mm
ORDER NO.	H001M1A



DATA	
PRODUCT	Crampon Tour
SIZE	105mm
SKI WIDTH	90 - 105mm
ORDER NO.	H002N1A



DATA	
PRODUCT	Crampon Tour
SIZE	120mm
SKI WIDTH	106-120mm
ORDER NO.	H004M1A



DATA	
PRODUCT	Crampon Duke PT
SIZE	105mm
SKI WIDTH	90 - 105mm
ORDER NO.	H006U1R



DATA	
PRODUCT	Crampon Duke PT
SIZE	125mm
SKI WIDTH	105-125mm
ORDER NO.	H007U1R

# KINGPIN / TOURING ACCESSORIES



DATA	
PRODUCT	KINGPIN
COMPATIBLE	AFD Platform
ORDER NO.	W012P1B



DATA	
PRODUCT	DIN adapter
COMPATIBLE	Dynafit TLT 5/6, Dynafit TLT Speedfit, ARC'TERYX Procline, Salomon S/ LAB X-ALP
ORDER NO.	A001Q1D



DATA	
PRODUCT	Touring leash
ORDER NO.	L002S1A



DATA	
PRODUCT	Performance Booster Alpinist Free
ORDER NO.	W041Y1B



DATA	
PRODUCT	MARKER ALPINIST Heel platform
ORDER NO.	A001S1W



DATA	
PRODUCT	MARKER ALPINIST U - bow
ORDER NO.	A001S1US (Soft) A001S1UM (Medium) A001S1UH (Hard)

MARKER ACCESSORIES



DATA	
PRODUCT	MARKER gauge drill Ø 8mm (45 mm)
ORDER NO.	2541



DATA	
PRODUCT	MARKER screw driver Pozidrive #3
ORDER NO.	2568



DATA	
PRODUCT	MARKER power bit 150mm FEIN (Pozidrive)
ORDER NO.	2547



DATA	
PRODUCT	MARKER power bit 150mm SBD (Pozidrive)
ORDER NO.	2548



DATA	
PRODUCT	MARKER binding drill bit 4.1 x 9.5
ORDER NO.	2552



DATA	
PRODUCT	MARKER binding drill bit 3.6 x 7.5
ORDER NO.	2637



DATA	
PRODUCT	MARKER binding drill bit 3.6 x 9.5
ORDER NO.	2639




DATA	
PRODUCT	MARKER trap-In insert PA 6 (100 pcs)
ORDER NO.	2653



DATA	
PRODUCT	MARKER binding glue 100ml
ORDER NO.	2660



DATA	
PRODUCT	MARKER silicone spray 300ml
ORDER NO.	2662



DATA	
PRODUCT	Mounting Tool Adapter Wide Skis 148mm
ORDER NO.	W001J1A

INSTALLATION TOOLS

DATA		
ORDER NO.	INSTALLATION TOOL COMPATIBLE WITH	SIZE
W001G1T	Instal. Tool; Jester, Griffon, Squire, Race line, 12.0 – 10.0	61 - 117mm
W012J1T	Instal. Tool; Jester, Griffon, Squire, Race line, 12.0 – 10.0	95 - 150mm
W010G1T	Instal. Tool; Tour S & L	61 - 117mm
W011J1T	Instal. Tool; Tour S & L	95 - 150mm
W006M1T	Instal. Tool; Tour EPF	95 - 150mm
W016V1T	Instal. Tool; World Cup plate; Junior Race Pivot & short	61 - 117mm
W005S1T	Instal. Tool; ALU PRO plate	61 - 117mm
W007H1T	Instal. Tool; 7.0, 4.5 + Jr. RTL	
W017V1T	Instal. Tool; Griffon & Squire D, FDT & FDT Junior	61 - 117mm
W020X1T	Instal. Tool; Kingpin & Alpinist & Cruise	70 - 126mm
W014U1T	Instal. Tool; Duke PT	70 - 126mm
W015V1T	Instal. Tool; PIN Demo	70 - 126mm
W018X1T	Instal. Tool; JR Tour	61 - 117mm
W019X1T	Instal. Tool; RMotionT, Rmotion3 & Comp Demo plate	61 - 117mm

DEMOBOARDS



DATA	
PRODUCT	DEMOBOARD TOURING
COLOR	Black
ORDER NO.	D001T1T



DATA	
PRODUCT	DEMOBOARD UNIVERSAL
COLOR	Black
ORDER NO.	D002T1U

# Info sheet

Highlight key product information for effective Point of Sale engagement.



**DUKE PT 16** 198097.0 (EN)  
198097.1 (DE)  
198097.2 (FR)



**DUKE PT 13** 198303.0 (EN)  
198303.1 (DE)  
198303.2 (FR)



**DUKE PT 11** 198304.0 (EN)  
198304.1 (DE)  
198304.2 (FR)



**ROYAL X MWERKS** 199965.0 (EN)  
199965.1 (DE)  
199965.2 (FR)



**JESTER** 198099.0 (EN)  
198099.1 (DE)  
198099.2 (FR)



**GRIFFON** 198030.0 (EN)  
198030.1 (DE)  
198030.2 (FR)



**SQUIRE** 198110.0 (EN)  
198110.1 (DE)  
198110.2 (FR)



**KINGPIN** 198179.0 (EN)  
198179.1 (DE)  
198179.2 (FR)



**ALPINIST** 198178.0 (EN)  
198178.1 (DE)  
198178.2 (FR)



**CRUISE** 198305.0 (EN)  
198305.1 (DE)  
198305.2 (FR)

# Technology Key Features Summary

## BOOT TYPES

- A** Alpine Adult sole
- C** Alpine Children sole
- GW A** GripWalk Adult sole
- GW C** GripWalk Children sole
- T** Touring Boots

## CLIMBING AIDS



### CRUISE

Thanks to the climbing aids, walking uphill is comfortable. They can be operated quickly and easily in any situation thanks to their design with the pole baskets. The color-coded heel lifts enable three climb modes (0°, 8° and 12°).



### KINGPIN

The climbing aid offers two positions with 7° and 13° which can easily be accessed with the ski pole, even in an unstable standing position.



### ALPINIST

Neutral walk mode and two climb modes with 5° and 9°. The fast adjustment mode allows quick switching between 0° and 9° without having to turn the heel.



### FRAME TOUR

The titanal ascent aid, conveniently adjustable via ski pole, can be locked in two positions at 7° and 13°. Integrated elastomer damping elements make ascending more pleasant, simply because the irritating „clacking noise“ is eliminated.

## ACTIVE LENGTH COMPENSATION



### CRUISE

Active length compensation in the heel allowing the heel to move back up to 7mm when the ski is flexed.



### ALPINIST

Active length compensation at the heel, so that the heel can move back up to 4 mm when the ski is flexed.

## LENGTH ADJUSTMENT



### CRUISE

The Cruise heel offers a 25mm heel adjustment range (+/- 12.5mm).



### ALPINIST

The Alpinist heel offers a heel adjustment range of 15 mm (from 7.5 mm to +7.5 mm).



### ALPINIST LONG TRAVEL

The Alpinist long travel heel offers a heel adjustment range of 35 mm (from -7.5 mm to +27.5 mm).



### KINGPIN

The Kingpin heel offers a heel adjustment range of 25 mm (from -10 mm to +15 mm).

## BRAKE



### ALPINIST / ALPINIST LONG TRAVEL

Optional brake for MARKER ALPINIST models. Improved usability on both brakes.



### CRUISE

The brake locks automatically as soon as the ski boot is placed on the brake. The brake releases automatically when rotating the heel 180°.



### LOCK & WALK

The multi functional Lock & Walk unit automatically locks the brakes and provides a 10° climbing aid.



### X-BRAKE

The completely redesigned X-Brake is fully integrated into the heel plate, thus enabling an impressive stand height of only 14 mm. This gives the new X Series bindings an even more direct feel and also improves power transmission. The new X-Brake is available in widths of 90, 105, 120 and 132 mm.

## HEEL



### CRUISE

The ergonomically designed heel section ensures a simplified and as effortless change from ski to walk mode as possible by just rotating the heel by 180°.



### ALPINIST

Alpinist heel with adjustable lateral release with various DIN options and 15mm heel adjustment range (+/-7.5mm). Offers three walking modes thanks to the hot forged aluminum climbing aid. The „Fast Shift Mode“ allows quick switching between neutral and maximum climbing aid. The active length compensation in the heel allows constant power transmission and release performance, even when the ski is flexed.



### KINGPIN

The revolutionary heel construction for PinTech bindings with widely spaced sole contact points provides loss-free and very direct power transmission, as is normally only known from alpine bindings. Also in terms of safety, the Kingpin offers until now unknown advantages.




### KINGPIN CARBON REINFORCED

The revolutionary heel construction for PinTech bindings with widely spaced sole contact points provides loss-free and very direct power transmission, as is normally only known from alpine bindings. Also in terms of safety, the Kingpin offers until now unknown advantages.



### HOLLOW LINKAGE 2

The latest generation of Hollow Linkage heel Improved step-in performance: 30% reduction in step-in force and easier step-in with GripWalk soles.




### INTER PIVOT 3

The latest generation of Inter Pivot heel for excellent downhill performance in the style of the Royal Family. Z-value up to 16. The third and latest generation completely renewed: improved power transmission, energy absorption and vertical heel elasticity combined with improved comfort.



### COMPACT 3 HEEL

The latest generation of MARKER's Compact heel. A statement of efficiency - with the usual optimized MARKER release properties and the perfect mix of great design, lightness and excellent functionality. This heel technology is perfect for beginners and occasional skiers due to improved release properties and is an excellent value.



### COMP TCX HEEL

The next logical step in the improvement of our TwinCam heel, with more power, higher elasticity in the release and an optimized performance curve. The construction increases the boot and ski connectivity for a longer period, even in extremely steep terrain, ensuring more precise ski guidance until released. It also offers improved power transfer through the wider connection of the heel rail (43 mm).



### INTER PIVOT X HEEL

The ultra-compact metal frame of the newly designed Inter Pivot X Heel allows for an amazingly short construction. The next generation of the Inter Pivot heel thus enables particularly tight turn radii, especially on-piste or in hard terrain. It delivers fantastic downhill performance in pretty much every snow conditions. Power transmission and energy absorption provide first-class action as always.



### TWINCAM COMPETITION

The TwinCam construction delivers super impressive racing qualities in competition like no other technology. In terms of performance, stability and reliability, the TwinCam heel was and still is the first choice in the Alpine World Cup.



### TCX LIGHT HEEL

Experience the next evolution in binding technology with the TCX Light. Built on the same advanced kinematics and engineering as our proven TwinCam heel, the TCX Light delivers superior performance with lower entry forces and enhanced comfort. The innovative design maintains precise boot-to-ski connectivity and optimized power transfer, all while offering a more user-friendly and effortless step-in experience. Perfect for skiers seeking reliability, control, and ease of use in every turn.






### ISI TOE

**Rubber stop pad** Fixes the toe of the shoe during entry.  
**Wider entry platform** Widened sole reception at entry.  
**Easier entry** The shoe locks into the binding with significantly less effort.



### TRIPLE PIVOT LIGHT 2

The latest generation of Triple Pivot Light 2 toe is not only lighter, but also got the practical and solid Anti Ice Rail, which allows you to scrape snow and ice from the sole. The toe is GripWalk-ready, so it fits conventional alpine as well as modern GripWalk soles.




### TRIPLE PIVOT ELITE 3

The toe construction with DIN/ISO 8.0 - 18.0 allows impressive holding forces in freeriding. The spring in the toe is mounted transversely, the 5 ° inclined sole holder provides maximum energy absorption to reduce false releases. The large contact surface optimizes power transmission and allows the greatest stresses. Front jaws with this technology thus achieve unprecedented performance in relation to their weight.




### RIDE & HIKE

For excellent downhill performance in the style of the Royal Family and release function together with pin technology for the perfect ascent; Z value 6 - 16. Removable toe piece: saves 300g per foot on the ascent.




### TLT (2LINKAGE) TOE

The next level of improvement for the tried-and-tested two linkage toe system. Light, robust, full side and rear release with improved DIN range. The release springs, triggered by the sole bracket, uses the clever TLT system to provide rear release without taking up extra space or adding extra weight.




### TRIPLE PIVOT ELITE X

The one-piece housing is stronger and at the same time more compact than ever before. The new design allows a super low stand height of just 9 mm. It cannot get more direct! The newly developed Anti Ice Rail also impresses with its lateral power transmission. The new X-Series components simply deliver impressive Freeride and Freestyle performance in all conditions.




### COMPETITION 4 LINKAGE

The tried and tested 4-linkage construction with a high metal content stands for 100% competition performance. The construction delivers consistently excellent grip and impressive power transmission even in the toughest conditions on all slopes.



### COMP TOE

The one-piece housing, designed and manufactured with the highest quality materials, is characterized by fantastic piste performance and shock absorption. The modern, streamlined design marks the latest generation of the Race line.




### CRAMPON




### CRAMPON OPTION

Easy to mount crampons for KINGPIN, Alpinist and CRUISE available in sizes 80 mm, 90 mm, 105 mm, 120 mm.




### BIO-BASED PLASTICS

Bio-based plastics are used in components with maximum mechanical load. They have the same mechanical properties as conventional plastics, have a lower CO2 footprint and do not consume fossil resources such as oil or natural gas. The bio-based plastics are used, for example, for the climbing aids and the toe.




### RECYCLED MATERIALS

Recycled plastics have the best environmental footprint and reduce waste at the same time. To meet our high quality and safety standards, we have pursued a consistent Design for Sustainability approach. The material is used for components under less stress, and the component geometries have been specially designed for the properties of recycled plastic.




### MAGNESIUM PARTS

As THE lightest and most robust metallic construction material, magnesium is perfectly suited for our high-end products. This means you are equipped for even faster runs and the most radical lines!




### MULTINORM (MN)

**MN**  
Height-adjustable gliding plate to be compatible with all boot soles on the market; Compatible with: Alpine (ISO 5355 A), Touring (ISO 9523) and GripWalk (ISO 23223 A) soles; Easy to adjust: Pozi screw at the front to adjust height of gliding plate.



### GRIPWALK

**GW**  
The sole-binding system for better walking comfort and top skiing performance. GripWalk contains of a new copolymer sole with rocker profile. The convex shape and ribbed tread of the rubber add a lot of walking comfort and provide a much better grip. Still, integrated pads made of stiff and rigid materials, enable great power transmission and more precise release function of the binding. GripWalk soles are the perfect tuning parts designed for selected premium ski boots and bindings.




### GLIDING AFD

**AFD**  
MARKER bindings are equipped with a moveable AFD (anti friction device) supporting a precise release almost entirely unhindered by dirt, snow and ice! Individual adjustment of the AFD to the area of application enhance optimized functionality - for racing, for children's bindings or on ski tours.




### ANTI ICE RAIL

The metal rail helps to scrape ice and snow from the sole of the shoe.



### AUTO QUAD LOCK

Front jaws lock automatically at four different points when entering the binding.



### PERFORMANCE BOOSTER

**ALPINIST FREE PERFORMANCE BOOSTER**  
The name says it all. The Marker Performance Booster plate is available in three sizes and can be fitted to all Alpinist Free brakes. The enlarged contact surface allows pressure to be applied to the ski in a more controlled and evenly distributed manner. As a result power transmission is noticeably improved.



# MARKER

Marker Deutschland GmbH  
Dr. Gotthilf-Näher-Strasse 6  
82377 Penzberg  
Germany

Phone +49 (0) 8856 8000-0  
Fax +49 (0) 8856 8000-271  
info@marker.de  
[markerbindings.com](https://markerbindings.com)

Marker, Marker Alpinist, Kingpin, Duke, Jester, Griffon,  
Squire, Ampire, M-Werks and Cruise are registered  
trademarks of Marker Dalbello Völkl (International)  
GmbH and other marks are pending.

EOC ジャパン 株式会社  
〒101-0032 東京都千代田区岩本町 1-10-5 TMM ビル 6F  
TEL: 03-5809-1904 FAX: 03-5809-1977  
<https://elevateoutdoorcollective.com>  
<https://markerbindings.com/ja-jp>